

TOYOTA CAMRY 1992-96

SECTION INDEX

A/C Refrigerant Capacities.....	933
ABS/Brakes.....	935
Air Bag System.....	935
Air Cleaner.....	938
Air Conditioning/Heater.....	933
Back Window.....	946
Center Console.....	941
Clear Coat Identification.....	931
Cooling.....	933
Cowl & Dash.....	940
Cruise Control System.....	935
Electrical.....	939
Emission System.....	939
Engine.....	938
Engine/Trans Mounts.....	938
Exhaust.....	939
Front Bumper.....	931
Front Door.....	942
Front Drive Axle.....	936
Front Fender.....	934
Front Inner Structure.....	934
Front Lamps.....	931
Front Steering Linkage/Gear.....	937
Front Suspension.....	936
Fuel Tank.....	950
Grille.....	931
Hood.....	932
Information Labels.....	931
Instrument Panel.....	940
Liftgate.....	949
Luggage Lid.....	948
Paint Code Location.....	931
Quarter Glass.....	948
Quarter Panel.....	946
Rear Body.....	950
Rear Bumper.....	953
Rear Door.....	944
Rear Lamps.....	951
Rear Suspension.....	950
Rocker/Pillars/Floor.....	941
Roof.....	945
Seat.....	942
Seat Belts.....	942
Special Cautions.....	931
Steering Pump.....	937
Steering Wheel/Column.....	937
Sunroof.....	946
Underhood Dimensions.....	934
Wheel.....	936
Windshield.....	940

SPECIAL CAUTIONS

ELECTRICAL

Negative terminal should be disconnected and isolated prior to any electrical repair, welding or charging of battery.

SRS

SUPPLEMENTAL RESTRAINT SYSTEM

Refer to Procedure Explanation 29 for Supplemental Restraint/Air Bag Special Cautions.

WELDING

Before initiating any repair involving the use of an electric welder, the ignition must be in the off position and both battery terminals disconnected.

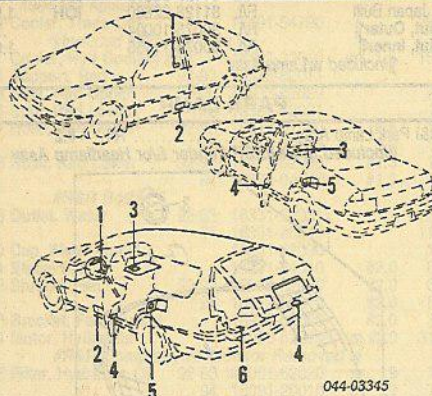
PAINT CODE LOCATION

Paint code located on inside of drivers door.

CLEAR COAT IDENTIFICATION

All metallic colors are clear coat.

INFORMATION LABELS



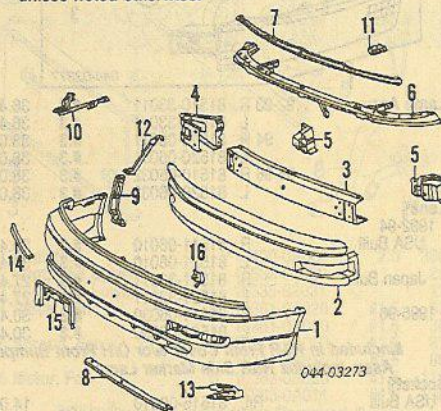
1 Theft Warning	R/L	74515-14032	1.94
2 Film Cover		74571-32010	1.43
3 Tire Pressure Caution†			
4 Cyl		42661-33010	1.71
V6		42661-33040	1.71
†Order by Application			
4 Child Proof Caution			
Sedan	R	69339-32010	1.51
	L	69349-32010	1.51
Wagon		69339-06020	7.94
5 Unleaded Fuel			
USA		74559-14050	.51
Canada		N.A.	N.A.
6 Spare Tire Caution (Wagon)			
USA		42668-12010	1.49
Canada		N.A.	N.A.
Emission Information†		11298-74610	9.24
Vacuum Routing†		17792-62040	2.54
Maintenance Info†		17791-62010	2.11
†Order by Application			
Eng Bolt Info			
4 Cyl		11284-74040	1.26
V6		11284-62010	1.89
Eng Specification		11286-62020	5.09
Eng System Info		11288-74041	10.09
Engine Name		11292-74130	1.71
Spark Plug Caution		11289-73020	1.37

FRONT BUMPER

Use Procedure Explanations 1 and 28 with the following text.

Refinish Front Cover.....	2.0
Refinish Upper Cover Reinf.....	.8
R&I Bumper Assy.....	#1.5
O/H Bumper Assy (Includes R&I).....	#2.5
*Includes R&I/R&R Signal Lamps, Upper Radiator Seal, Undercovers & R&I Headlamp Assemblies & Grille	

NOTE: All Parts in this section are included in overhaul unless noted otherwise.



1 Cover, Front (P)	92-94	52119-06900	#2.2	129.36
	95-96	52119-AA900	#2.2	202.08
(P) Paint to Match				
*Includes R&I/R&R Signal Lamps, Upper Radiator Seal, Undercovers & R&I Headlamp Assemblies & Grille				
2 Absorber, Impact		52611-06010	IOH	70.23
	1992-94			
	1995-96			
USA Built		52611-AA010	IOH	78.54
Japan Built		52611-33030	IOH	53.33
3 Reinforcement, Bumper		52021-06012	IOH	160.29
4 Extension, Reinf				
1992-94	R	52125-33010	IOH	45.50
	L	52126-33010	IOH	45.50
1995-96				
USA Built	R	52125-AA010	IOH	54.61
	L	52126-AA010	IOH	54.61
Japan Built	R	52125-33030	IOH	49.73
	L	52126-33030	IOH	49.73

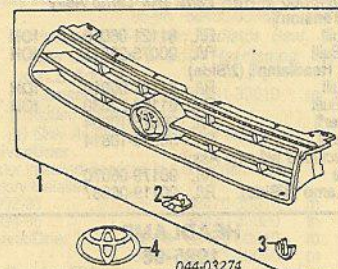
TOYOTA CAMRY 1992-96

5 Arm, Bumper	R	52011-33010	IOH	44.61
	L	52012-33010	IOH	44.61
6 Reinf, Upper Cover				
1992-94		52029-33010	IOH	35.52
1995-96				
USA Built		52029-AA010	IOH	57.43
Japan Built		52029-33040	IOH	60.20
7 Retainer, Cover Upper				
1992-94		52521-33010	IOH	23.46
1995-96				
USA Built		52521-AA010	IOH	16.13
Japan Built		52521-33030	IOH	16.03
8 Retainer, Cover Lower		52526-33020	IOH	19.43
9 Retainer, Cover Side				
1992-94	R	52537-33010	IOH	16.06
	L	52538-33010	IOH	16.06
1995-96				
USA Built	R	52537-AA010		11.27
	L	52538-AA010	IOH	11.27
Japan Built	R	52537-33030		11.20
	L	52538-33030	IOH	11.20
10 Support, Cover				
	R	52061-33010	IOH	17.15
	L	52062-33010	IOH	17.15
		53285-33010	IOH	13.26
11 Seal, Air				
12 Brace, Fender-See Front Fender Section				
13 Plate, Bumper Arm	R/L	52137-33010	IOH	5.94
14 Filler, Bumper	R/L	52512-33010	IOH	13.12
15 Brkt, License Plate				
1992-94		52711-33010	.2	35.55
1995-96				
USA Built		52711-33020	.2	43.70
Japan Built		52711-33020	.2	43.70
16 Retainer, Brkt				
USA Built	R/L	52121-33010	IOH	4.72
Japan Built	92-94 R/L	52121-33010	IOH	4.72
	95-96 R/L	52121-33020	IOH	3.74

GRILLE

1992-94

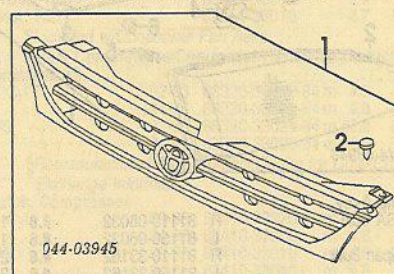
R&I Grille Assy.....	#.2
*w/XLE Model Add .2	



1 Grille Assy	53111-06010	#.3	44.30
*w/XLE Model Add .2			
2 Bracket, Grille†	53115-16010		5.69
3 Clip, Grille†	R/L 90467-19011		.60
†Included w/Grille Assy			
Screw, Grille	92-93 R/L 90159-50134		.98
	94 R/L 90080-11170		.59
4 Emblem			
Chrome	75311-33010	.2	16.58
Gold	00577-33311	.2	64.77
Retainer, Emblem (3)	90160-35003		.52

1995-96

R&I Grille Assy.....	.2
----------------------	----



1 Grille Assy†				
USA Built	53101-AA010-C0	.2	82.37	
Japan Built	53101-33020-C0	.2	87.72	
†Black listed, Order by Application				
2 Cushion, Grille (a)	R/L 90541-06047		1.78	
(a) Included w/Grille Assy				
Emblem, Gold	00577-32959	.2	43.71	

FRONT LAMPS

HEADLAMP

1992-94

R&R or O/H Does Not Include Aim Lamps.....	.4
R&I Headlamp Assy.....	R/L #.6
*R&I Both Sides 1.0, w/XLE Model Add .2, Includes R&I Grille & R&I/R&R Parklamp Assy	
O/H Lamp Assy (Includes R&I).....	R/L #.8

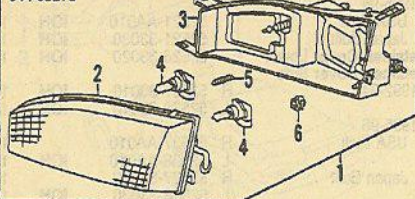
TOYOTA CAMRY 1992-96

FRONT LAMPS Cont'd

HEADLAMP 1992-94 Cont'd

#O/H Both Sides 1.4, w/XLE Model Add.2, Includes R&L Grille & R&L/R&R Parklamp Assy

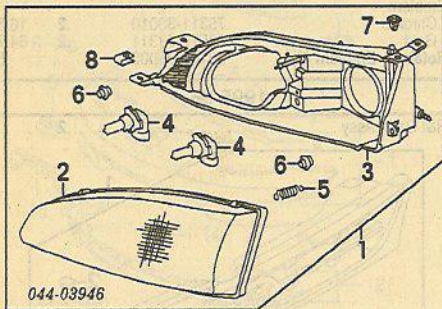
044-03275



1 Lamp Assy			
USA Built	R 81110-06011	#.6	239.38
	L 81150-06011	#.6	193.82
Japan Built	R 81110-33011	#.6	186.96
	L 81150-33011	#.6	165.48
#R&R Both Sides 1.0, w/XLE Model Add.2, Includes R&L Grille & R&L/R&R Parklamp Assy			
2 Lens			
USA Built	R 81130-06010	#.2	168.86
	L 81170-06010	#.2	168.86
Japan Built	R 81130-33010	#.2	173.99
	L 81170-33010	#.2	173.99
#w/Lamp Assy Removed			
3 Housing, Headlamp			
USA Built	R 81105-06010	IOH	39.87
	L 81106-06010	IOH	39.87
Japan Built	R 81105-33010	IOH	99.14
	L 81106-33010	IOH	99.14
4 Bulb			
Outer	R/L 90981-13047	#.2	18.66
Inner	R/L 90981-13046	#.2	18.66
#Included in R&R Lens &/or Lamp Assy			
5 Spring, Tension			
USA Built	R/L 81121-06010	IOH	2.03
Japan Built	R/L 90075-25513	IOH	2.31
6 Bearing, Headlamp (2/Side)			
USA Built	R/L 81127-06010	IOH	1.69
Japan Built	R/L 81128-22630	IOH	1.54
Nut, Outer	R/L 90075-10004	.71	
Nut, Inner	R/L 90075-10814	.83	
#Included w/Lamp Assy			
Nut, Side	R/L 90179-06070	.49	
Screw, Lamp (3/Side)	R/L 90119-06587	.51	

HEADLAMP 1995-96

R&R or O/H Does Not Include Aim Lamps4
R&L Headlamp Assy R/L #.6
#R&L Both Sides 1.0, Includes R&L/R&R Grille & Parklamp Assy
O/H Headlamp Assy (Includes R&L) R/L #.8
#O/H Both Sides 1.4, Includes R&L/R&R Grille & Parklamp Assy

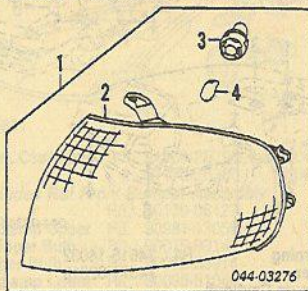


1 Lamp Assy			
USA Built	R 81110-06032	#.6	120.07
	L 81150-06032	#.6	161.54
Japan Built	R 81110-33162	#.6	229.47
	L 81150-33162	#.6	229.47
#R&R Both Sides 1.0, Includes R&L/R&R Grille & Parklamp Assy			
2 Lens			
USA Built	R 81130-06030	#.2	189.54
	L 81170-06030	#.2	189.54
Japan Built	R 81130-33162	#.2	182.84
	L 81170-33162	#.2	182.84
#w/Lamp Assy Removed			
3 Housing, Headlamp			
USA Built	R 81105-06030	IOH	39.87
	L 81106-06030	IOH	39.87
Japan Built	R 81105-33162	IOH	103.37
	L 81106-33162	IOH	103.37
4 Bulb			
Outer	R/L 90080-81040	#.2	18.63
Inner	R/L 90080-81041	#.2	18.63
#Included in R&R Lens &/or Lamp Assy			
5 Spring, Tension			
USA Built	R/L 81121-06010	IOH	2.03
Japan Built	R/L 90075-25513	IOH	2.31

6 Bearing, Headlamp (2/Side)			
USA Built	R/L 81127-06010	IOH	1.69
Japan Built	R/L 81128-22630	IOH	1.54
7 Nut, Outer	R/L 90075-10004	.71	
8 Nut, Inner	R/L 90075-11456	1.09	
#Included w/Lamp Assy			

PARK LAMP

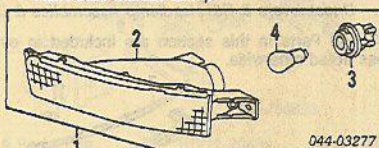
R&L Park Lamp Assy R/L #.2
#Included in R&L/R&R Fender &/or Headlamp Assy



1 Park Lamp Assy			
1992-94	R 81610-06010	#.2	39.76
	L 81620-06010	#.2	39.76
1995-96	R 81610-06020	#.2	39.76
USA Built	L 81620-06020	#.2	39.76
Japan Built	R 81610-33030	#.2	44.42
	L 81620-33030	#.2	44.42
2 Lens			
1992-94	R 81611-06010	#.2	36.10
	L 81621-06010	#.2	36.10
1995-96	R 81611-06020	#.2	37.15
USA Built	L 81621-06020	#.2	37.15
Japan Built	R 81611-33030	#.2	35.57
	L 81621-33030	#.2	35.57
#Included in R&L/R&R Fender &/or Headlamp Assy			
3 Socket			
USA Built	R/L 81945-06010	10.08	
Japan Built	92-94 R/L 90075-99079	6.49	
	95-96 R/L 90075-99109	6.57	
4 Bulb			
USA Built	92-94 R/L 90981-12010	.2	1.77
	95-96 R/L 00234-00192	.2	1.34
Japan Built	R/L 00234-00192	.2	1.34
#Included w/Park Lamp Assy			
Screw, Lamp	R/L 90167-40027	.43	
Nut, Side	R/L 90189-06162	.57	

SIGNAL LAMP

R&L Lamp Assy R/L #.3
#Included in R&R or O/H Front Bumper Assy, Includes R&R Side Marker Lamp

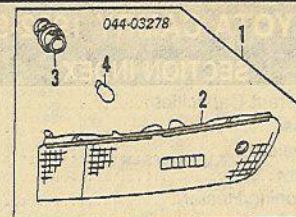


1 Lamp Assy			
92-93 R	81510-33011	#.3	36.43
	L 81520-33011	#.3	36.43
94 R	81510-06011	#.3	38.05
	L 81520-06011	#.3	38.05
95-96 R	81510-06032	#.3	38.05
	L 81520-06032	#.3	38.05
2 Lens			
1992-94	R 81511-06010	#.3	30.48
USA Built	L 81521-06010	#.3	30.48
Japan Built	R 81511-33011	#.3	27.47
	L 81521-33011	#.3	27.47
1995-96	R 81511-06030	#.3	30.48
	L 81521-06030	#.3	30.48
#Included in R&R Front Cover &/or O/H Front Bumper Assy, Includes R&R Side Marker Lamp			
3 Socket			
USA Built	R/L 81515-06010	14.08	
Japan Built	92 R/L 90075-99078	6.49	
	93-96 R/L 81515-06010	14.08	
4 Bulb	R/L 00234-01156	#.3	.83
#Included w/Lamp Assy			
#Included in R&R Signal Lamp			
Screw, Lamp	R/L 90159-50150	.72	

SIDE MARKER LAMP 1992-94

Illustration Located in Next Column

1 Lamp Assy			
To 2-93	R 81730-33011	#.2	25.57
	L 81740-33011	#.2	25.57



From 2-93			
USA Built	93 R 81730-33011	#.2	25.57
	L 81740-33011	#.2	25.57
	94 R 81730-06011	#.2	25.56
	L 81740-06011	#.2	25.56
Japan Built	93-94 R 81730-33011	#.2	25.57
	L 81740-33011	#.2	25.57

2 Lens			
USA Built	R 81581-06010	#.2	13.34
	L 81591-06010	#.2	13.34
Japan Built	R 81731-33011	#.2	20.46
	L 81741-33011	#.2	20.46

#Included in R&R Signal Lamp, Front Cover &/or O/H Front Bumper Assy

3 Socket			
USA Built	R/L 81945-06010	10.08	
Japan Built	R/L 90075-99079	6.49	
	R/L 00234-00194	#.2	.41

#Included w/Lamp Assy

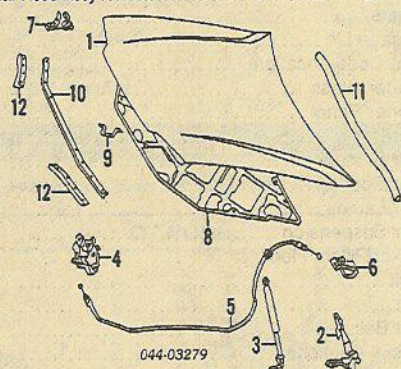
#Included in R&R Side Marker Lamp

Screw, Lens	R/L 81739-12040	1.24	
-------------	-----------------	------	--

HOOD

Use Procedure Explanations 4 and 28 with the following text.

Refinish Hood Outside	3.2	
Add for Underside	1.6	
Refinish Hinge	R/L	.2
R&L Hood Assy		.5

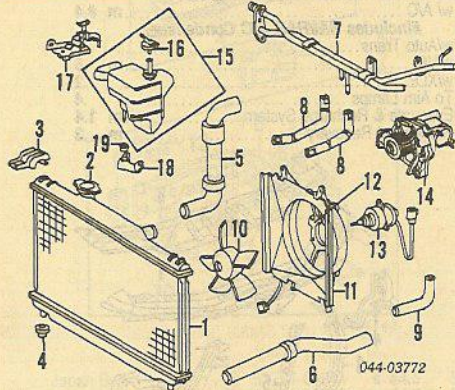


1 Panel, Hood			
	53301-06900	1.0	181.28
Cushion, Hood			
	R/L 90541-15004	3.60	
2 Hinge			
	R 53410-33010	#.2	22.95
	L 53420-33010	#.2	22.95
#w/Hood & Fender Removed			
3 Support, Hood			
	R 53440-39055	#.3	47.47
	L 53450-A9010	#.3	58.85
#w/Hood Removed Deduct.1			
4 Latch Assy			
	92-94 53510-50020	.4	35.87
	95-96 53510-AC010	.4	39.23
Spring, Latch Upper			
	90084-50002	d.95	
Spring, Latch Lower			
	90084-50003	4.70	
#Included w/Latch Assy			
5 Cable, Release			
	53630-33010	1.2	21.41
6 Handle, Release (a)			
	53601-33010-J0	.3	29.38
(a) Blue listed, Order by Application			
7 Hook Assy, Safety			
	53550-33011	.2	31.04
Catch, Safety Hook			
	53557-33010	.2	3.09
Spring, Catch			
	90508-18096	2.11	
#Included w/Safety Hook Assy			
8 Insulator, Hood			
	XLE Model 53341-33010	.4	196.46
	DX, LE, SE Model 53341-33020	.4	196.46
	Clip, Insulator (12) 90467-09006	.57	
9 Striker, Hood			
	53333-33010	.1	6.03
10 Seal Assy, Hood Front			
	53381-33010	.2	26.24
Clip, Front Seal (9)			
	90467-08011-83	.32	
#Included w/Hood Front Seal Assy			
11 Seal Assy, Hood Rear			
	53383-33010	.2	26.24
Clip, Rear Seal (a)			
	Center (9) 90467-06138	.80	
	Outer R 90467-09151	.80	
	L 90467-09152	.80	
(a) Included w/Hood Rear Seal Assy			
12 Seal, Hood			
	To Headlamp R 53183-33010	.2	10.55
	L 53184-33010	.2	10.55
Clip, Hood Seal (4/Side)			
	R/L 90467-08011-83	.32	

COOLING

Use Procedure Explanations 5 and 28 with the following text.

4 CYLINDER



1 Radiator Assy			
Man Trans	16400-74760	1.3	515.84
Auto Trans	16400-03061	1.5	284.57
2 Cap, Radiator	16401-72090		11.06
Included w/Radiator Assy			
3 Supt, Rad Upper	R/L 16533-74190		22.89
4 Supt, Rad Lower	R/L 16535-74122		12.83
5 Hose, Rad Upper	16571-74191	#.8	14.40
6 Hose, Rad Lower			
To 5-93	16572-74180	#1.0	14.40
From 5-93	16572-03032	#1.0	11.53

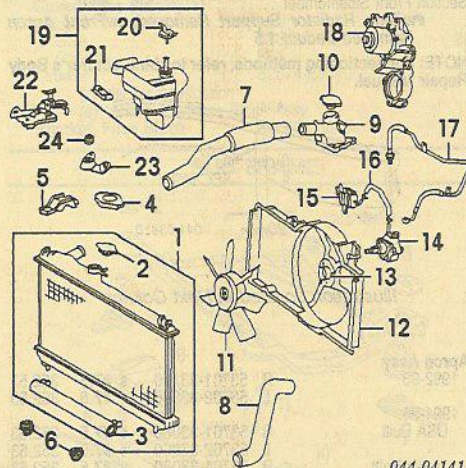
#R&R Both 1.4			
7 Pipe, Water By-Pass			
Man Trans			
To 9-91	16268-74153	.8	54.87
From 9-91	16268-74153	.8	54.87
Auto Trans	16268-74163	.8	57.56
8 Hose, Upper By-Pass	R 16267-74081	.4	5.03
	L 16264-74101	.4	5.73
9 Hose, Lower By-Pass	16261-74010	.4	6.52
10 Blade, Fan	16361-74060	#.7	39.31
11 Shroud, Fan	16711-74410	#.7	75.34
12 Bracket, Fan Shroud	16913-62020	#.7	34.67
13 Motor, Fan	16931-11020	#.7	116.51

#R&R Complete, w/Radiator Removed Deduct .4			
14 Pump, Water	16100-79185	m #3.4	96.01
Includes Drain Coolant, R&R Timing Belt & Pulleys, Disconnect & Connect Lower Radiator Hose & Remove Alternator Belt			

15 Reservoir Assy, Coolant	92-93 16470-74181	.3	33.44
	94-96 16470-03050	.3	98.72
16 Cap, Reservoir	92-93 16405-74171		21.43
	94-96 16405-74240		11.52

Included w/Coolant Reservoir Assy			
Brkt, Coolant Reservoir			
17 Upper	16612-74010		8.55
18 Lower	16611-74080		3.46
19 Grommet, Reservoir Brkt	90480-18010		2.11

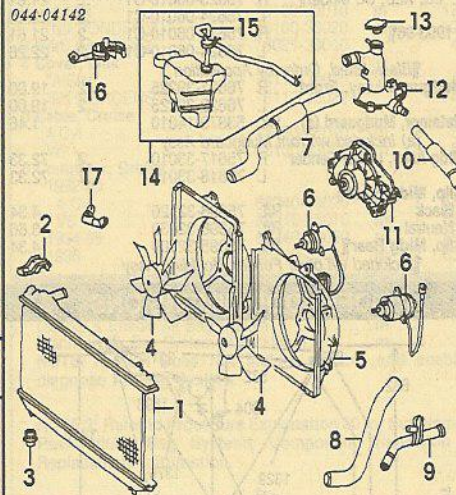
V6 1992-94



1 Radiator Assy			
1992-93			
Man Trans	16400-62150	1.8	528.72
Auto Trans	16400-62150	2.0	528.72
1994			
16mm Thick Core	16400-0A010	2.0	513.13
27mm Thick Core	16400-20050	2.0	559.36

2 Cap, Radiator			
1992-93	16401-62100		10.91
1994-Not Applicable			
3 Cooler, Trans Oil	16491-54790		268.48
Included w/Radiator Assy			
Cooler, Hyd Cooling Fan	44402-33010	m 1.6	169.36
4 Support, Rad	92-93 16545-62011		6.40
	R/L 16533-62020		23.84
5 Supt, Rad Upper	R/L 16535-62031		12.98
6 Supt, Rad Lower	92-93 16571-62040	#.8	13.06
7 Hose, Rad Upper	94 16571-20010	#.8	11.75
	92-93 16572-62030	#1.3	10.98
8 Hose, Rad Lower	94 16572-0A010	#1.3	12.34
#R&R Both 1.6			
9 Outlet, Water	92-93 16331-62031		31.64
	94 16331-20040		112.09
10 Cap, Water Outlet	16401-62090		12.83
11 Blade, Fan	16911-64010	#2.0	81.67
12 Shroud, Fan	92-93 16912-62020	#2.0	69.91
	94 16912-20010	#2.0	69.91
13 Bracket, Fan Shroud	16913-62020	#2.0	34.67
14 Motor, Hydraulic	16960-62010	m #2.0	316.38
#R&R Complete, w/Radiator Removed .4			
15 Filter, Hydraulic Oil	92-93 16091-62020	m .9	78.65
	94 16091-20010	m .9	78.97
16 Hose, Motor Return	16941-62020	m #1.0	12.12
17 Hose, Motor Pressure	92-93 16927-62020	m #.9	94.03
	94 16927-0A010	m #.9	101.14
#Includes Bleed System, R&R Both 1.1			
18 Pump, Water	92-93 16100-69335	m #3.2	114.49
	94 16100-29085	m #3.2	97.63
#Includes Drain Coolant, R&R Timing Belt, Camshaft, Pulleys, Idle Pulley & Disconnect & Connect Engine Wire			
Belt, Drive-See Timing Belt in Engine Section			
19 Reservoir Assy, Coolant	92-93 16470-62040	.3	40.42
	94 16470-20020	.3	47.69
20 Cap, Reservoir	92-93 16405-62030		26.68
	94 16405-0A010		19.38
21 Bracket, Reservoir	16471-74180		3.89
Included w/Coolant Reservoir Assy			
Brkt, Coolant Reservoir			
22 Upper	92-93 16612-74010		8.55
	94 16612-74020		8.75
23 Lower	16611-74080		3.46
24 Grommet, Reservoir Brkt	90480-18010		2.11

V6 1995-96



1 Radiator			
16400-0A032		2.0	385.64
2 Supt, Rad Upper	R/L 16533-62020		23.84
3 Supt, Rad Lower	R/L 16535-62031		12.98
4 Blade, Fan	R 16361-0A020	#1.5	53.22
	L 16361-0A010	#1.5	38.26
5 Shroud, Fan	R 16711-0A020	#1.5	87.71
	L 16711-0A010	#1.5	89.75
6 Motor, Fan	R 16363-0A020	#1.5	119.92
	L 16363-0A011	#1.5	138.27
#R&R Complete, w/Radiator Removed .3			
7 Hose, Rad Upper	16571-20020	#.8	13.04
8 Hose, Rad Lower	16572-0A010	#1.3	12.34
#R&R Both 1.6			
9 Pipe, Inlet	16322-20010		30.75
10 Hose, By-Pass	16261-20010	.6	9.69
11 Pump, Water	16100-29085	m 3.2	97.63
12 Outlet, Water	16331-20040		112.09
13 Cap, Water Outlet	16401-62090		12.83
14 Reservoir Assy, Coolant	16470-20020	.3	47.69
15 Cap, Reservoir	16405-0A010		19.38
Included w/Coolant Reservoir Assy			
Brkt, Reservoir Upper	16612-74020	#.1	8.75
Brkt, Reservoir Lower	16611-74080	#.1	3.46
#R&R Complete w/Reservoir Removed			

A/C REFRIGERANT CAPACITIES

A/C R-12 Refrigerant Capacity
1992-93: 32-35 Ozs (2.0-2.8 Lbs)

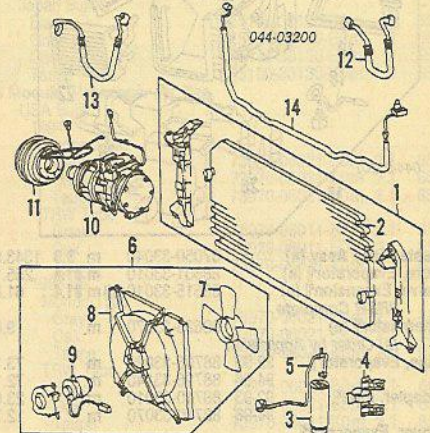
A/C R-134 Refrigerant Capacity
1994-96: 28-32 Ozs (1.75-2.0 Lbs)

AIR CONDITIONING/HEATER

Use Procedure Explanation 6 with the following text.

Evacuate & Recharge System	m 1.4
Refrigerant Recovery	m .3

NOTE: R&R/R Does Not include recover, evacuate and recharge system.



1 Condenser Assy			
Dealer Installed	92-93 88460-33020	m #1.7	395.58
	94-96 88460-33040	m #1.7	409.63
Factory Installed	92-94 88460-33010	m #1.7	250.20
	95-96 88460-33060	m #1.7	399.46

#Includes R&R Upper Radiator Seal, Cooling Fan, Upper Support & Both Headlamps, w/V6 Add 1.3, w/XLE Add .2

2 Core, Condenser	(a) 88461-33010	m	659.90
Included w/Condenser Assy			
(a) Only Available for Certain Models			

Receiver/Drier			
Dealer Installed-Serviced in Component Parts			
Factory Installed			
	1992-93		
	88470-33010	m .5	133.70
	1994-96		
	88470-33020	m .5	87.40
3 Receiver/Drier	92-93 88471-50010	m .5	47.51
	94-96 88471-20050	m .5	49.86

4 Brkt, Receiver/Drier			
Dealer Installed	92-93 88473-33020	m	11.01
	94-96 88473-33040	m	15.61
Factory Installed	92-93 88473-33010	m	16.40
	94-96 88473-33030	m	26.92

5 Pipe, Condenser			
1992-93	88716-33040	m .5	29.19
1994	88716-33120	m .5	42.70
1995-96	88716-07070	m .5	93.52

Order by Application			
#w/Condenser Removed Deduct .3			
6 Fan Assy, Condenser (a)(b)	88590-33011	.6	187.89

(a) Order by Application			
(b) Add'l Parts &/or Dealer Contact Required			
7 Blade, Fan	88453-33010	#.7	28.30
8 Shroud, Fan	88454-33010	#.7	92.54
9 Motor, Fan	88550-33010	#.7	133.33

Included w/Condenser Fan Assy

#R&R Complete, w/Condenser Removed Deduct .6			
10 Compressor			
4 Cyl	92-93 88320-33010-84	m .8	435.82
	94-96 88320-33060-84	m .8	788.52
V6	92-93 88320-33020-84	m #2.0	501.36
	94-96 88320-33030-84	m #2.0	746.09

Remanufactured Part. Contact Dealer for Core Charge & Exchange Information

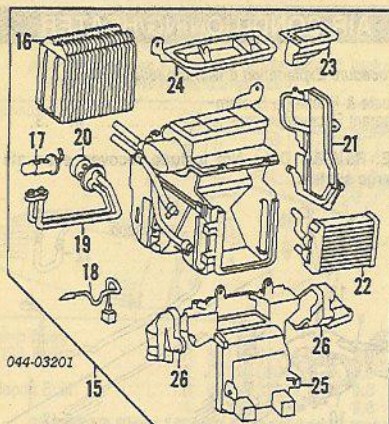
11 Clutch, Compressor			
4 Cyl	92-93 88410-33020	m .8	181.42
	94-96 88410-33060	m .8	199.67
V6	92-93 88410-33010	m .8	214.34
	94-96 88410-33040	m .8	199.67

#R&R Complete			
12 Hose, Suction			
4 Cyl			
Dealer Installed	92-93 88704-33050	m .5	145.53
	94-96 88704-33090	m .5	90.26
Factory Installed	92-93 88704-33050	m .5	145.53
	94-96 88704-33090	m .5	90.26
V6	92-93 88704-33040	m .5	83.30
	94-96 88704-33110	m .5	90.26

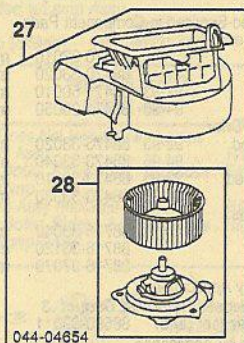
13 Hose, Discharge			
4 Cyl			
	92-93 88711-33020	m .5	75.08
	94-96 88711-33050	m .5	64.60
V6	92-93 88711-33030	m .5	51.79
	94-96 88711-33070	m .5	86.04
	92-93 88706-33010	m .5	87.79
	94-96 88716-33220	m .5	150.13

#R&R One .5, Each Additional .3

AIR CONDITIONING/HEATER Cont'd



15 Heater/Evap Assy (a)	87050-33040	m	3.9	1343.87
16 Core, Evaporator (a)	88501-33010	m	#1.4	255.18
17 Valve, Expansion (a)	88515-33010-83	m	#1.4	61.86
#R&R Complete				
18 Thermistor (a)	88625-33070	m		9.66
(a) Order by Application				
19 Pipe, Evaporator	92-93 88706-33020	m		73.17
	94-96 88716-33140	m		72.16
20 Adapter, Pipe	92-93 88710-33010	m		23.86
	94-96 88710-33070	m		12.72
21 Cover, Evaporator				
Dealer Installed	88891-33030	m		2.74
Factory Installed	88891-06010	m		10.72
22 Core, Heater	87107-33020	m	1.8	262.45
23 Duct, Upper Right (a)				
1992-93	87201-33080	m		34.07
1994-96	87201-33120	m		34.07
(a) Order by Application				
24 Duct, Upper Center	87201-33090	m		54.53
25 Duct, Lower Center	87201-33120	m		34.07
26 Duct, Lower Rear	R 87212-33010	m		56.67
	L 87213-33010	m		56.67
¶Included w/Heater/Evaporator Assy				



27 Blower Assy	87130-33040	m	.6	665.91
¶Order by Application				
28 Motor, Blower (a)	87103-33021	m	.6	147.02
(a) Included w/Blower Assy				

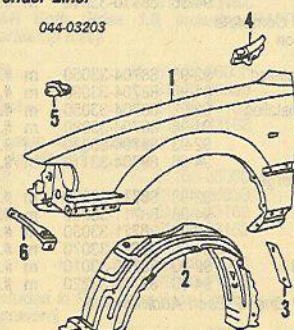
FRONT FENDER

Use Procedure Explanations 7 and 28 with the following text.

SHEET METAL

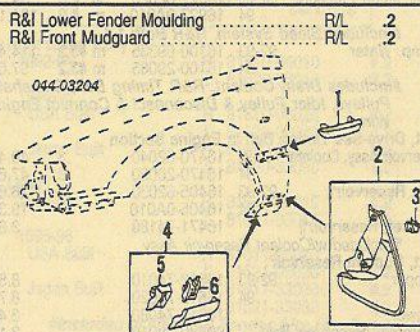
Refinish Fender Outside	R/L	2.4
Add to Edge Fender	R/L	.5
R&L Fender Assy	R/L	#1.4
#w/Bumper Removed, Includes R&R Parklamp & Fender Liner		

044-03203



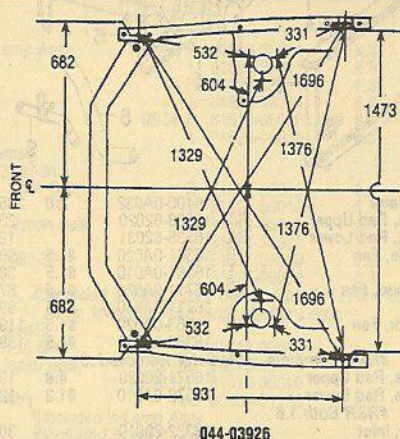
1 Fender	R 53801-06011	#1.8	146.47
	L 53802-06011	#1.8	146.29
#w/Bumper Removed, Includes R&R Parklamp & Fender Liner			
2 Liner, Fender	R 53875-33040	#.5	53.93
	L 53876-33040	#.5	53.93
#Included in R&L/R&R Fender			
Speednut, Liner (4/Side)	R/L 53879-14010		1.46
3 Protector, Fender	R 53827-33010		5.66
	L 53828-33010		5.66
4 Seal, Fender	R 53866-33010		17.95
	L 53867-33010		17.95
5 Spacer, Fender	R/L 53878-20040		2.46
Brace, Fender Lower			
1992-93	R 53835-33010		6.89
	L 53836-33010		6.89
1994-96			
USA Built	R 53835-AA010		5.96
	L 53836-33010		6.89
Japan Built	R 53835-33040		7.20
	L 53836-33010		6.89
6 Brace, Fender Upper			
To Wheelhouse	R 53845-33010		6.09
	L 53846-33010		6.89

EXTERIOR TRIM



1 Moulding, Side			
1992			
DX Model	R 75623-33020	.2	24.15
	L 75624-33020	.2	24.15
LE, XLE, SE Model¶	R 75623-06010-C1	.2	21.61
	L 75624-06010-C1	.2	22.26
1993-96¶	R 75623-06010-C1	.2	21.61
	L 75624-06010-C1	.2	22.26
¶Black listed, Order by Application			
2 Mudguard Assy, Front	R 76621-39225	.2	19.00
	L 76622-39225	.2	19.00
3 Retainer, Mudguard (a)	R/L 53879-14010		1.46
(a) Included w/Front Mudguard Assy			
4 Midg Assy, Lower Fender	R 75617-33010	.2	72.33
	L 75618-33010	.2	72.33
5 Clip, Midg Front¶			
Black	R/L 75396-32120		4.34
Neutral	R/L 75396-32030		3.66
6 Clip, Midg Rear¶	R/L 75395-32100		4.34
¶Included w/Lower Fender Moulding Assy			

UNDERHOOD DIMENSIONS



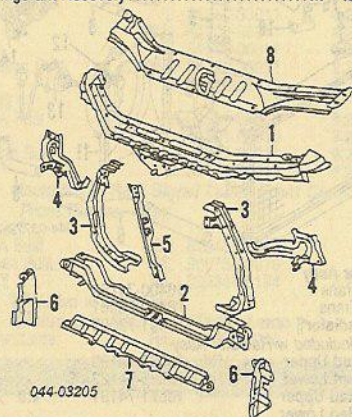
FRONT INNER STRUCTURE

Use Procedure Explanations 8 and 28 with the following text.

FRONT

Refinish Radiator Support Complete		1.5
Refinish Upper Tie Bar		.5
Refinish Front Crossmember		.5
Refinish Crossmember Gusset	R/L	.3
Refinish Radiator Support	R/L	.3
Refinish Hood Latch Support		.3

Section Upper Tie Bar		1.5
R&R Radiator Support Complete		#8.1
#Includes R&L Grille, R&R/R&R H/Lamp Assemblies, R&R Radiator, Shroud/Fan Assy, Horns, Air Cleaner Air Duct, Hood Latch, Battery, Windshield Washer & Disconnect & Connect Hood Release Cable, Wiring &/or Harness		
Add to R&R Radiator Support Complete		
w/ A/C		m #.4
#Includes R&L/R&R A/C Condenser		
w/Auto Trans		.2
w/V6		m .5
w/XLE		.2
To Air Lamps		.4
Evacuate & Recharge System		m 1.4
Refrigerant Recovery		m .3



1 Tie Bar, Upper	53205-33011	s	#2.0	157.87
#w/Necessary Bolted Parts & Assemblies Removed				
2 Tie Bar, Lower	57104-33010	s	#3.0	159.53
#w/Necessary Bolted Parts, Radiator & Other Assemblies Removed, Includes R&L/R&R Front Sub-Frame Braces				
3 Gusset, XMbr				
92-94 R	51031-33010	s	#2.0	33.47
	L 51032-33010	s	#2.0	33.47
95-96 R	51031-33020	s	#2.0	33.47
	L 51032-33020	s	#2.0	33.47
4 Support, Radiator				
1992-93	R 53202-33010	s	#1.5	30.65
	L 53203-33010	s	#1.5	17.83
1994-96				
USA Built	R 53202-06020	s	#1.5	30.68
	L 53203-06020	s	#1.5	17.85
Japan Built	R 53202-33030	s	#1.5	30.65
	L 53203-33030	s	#1.5	17.83
#w/Necessary Bolted Parts, Radiator & Other Assemblies Removed				
5 Support, Hood Latch	53215-33010		.4	32.26
Deflector, Radiator				
6 Side	R 53293-33010			22.95
	L 53294-33010			22.72
7 Lower	53295-33010			18.95
8 Seal, Upper Radiator				
XLE Model	53292-33010		.4	50.61

SIDE

Refinish Apron & Rail Assy	R/L	1.5
Refinish Apron Assy	R/L	1.0
Refinish Front Apron	R/L	.5
Refinish Front Sidemember	R/L	1.0
Section Front Sidemember	R/L	#6.0
#w/Side Radiator Support Removed, w/Front Apron Removed Deduct 1.5		

NOTE: For sectioning methods, refer to Manufacturer's Body Repair Manual.

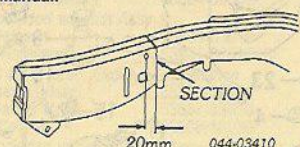
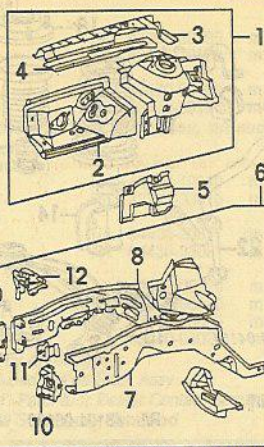


Illustration Located in Next Column

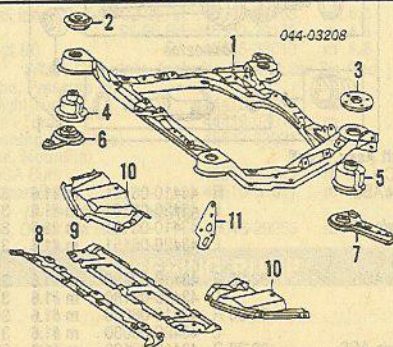
1 Apron Assy				
1992-93	R 53701-33110	s	#7.5	352.53
	L 53702-33060	s	#7.5	352.53
1994-96				
USA Built	R 53701-33080	s	#7.5	352.53
	L 53702-33060	s	#7.5	352.53
Japan Built	R 53701-33080	s	#7.5	352.53
	L 53702-33060	s	#7.5	352.53
#w/Necessary Bolted Parts & Assemblies Removed				
2 Apron, Front				
1992-93	R 53711-33050	s	#4.5	54.53
	L 53712-33020	s	#4.5	54.53
1994-96				
USA Built	R 53711-06041	s	#4.5	54.27
	L 53712-33020	s	#4.5	54.53



044-04143

Japan Built	R 53711-06041	s #4.5	54.27
	L 53712-33020	s #4.5	54.53
#w/Necessary Bolted Parts & Assemblies Removed			
3 Reinf, Apron Upper	R 53731-33011	s #3.0	80.45
	L 53732-33011	s #3.0	80.45
4 Reinf, Apron Lower	R 53733-06900	s #3.0	47.02
USA Built	L 53734-06900	s #3.0	47.02
Japan Built	R 53733-33900	s #3.0	46.73
	L 53734-33900	s #3.0	46.73
#Included w/Apron Assy			
#R&R One Side Complete, w/Upper Tie Bar Removed Deduct .2			
5 Seal, Apron	R 53736-33020	s #3.0	33.47
	L 53737-33010	s #3.0	33.47
6 Sidemember Assy, Front	R 57101-33030	s #7.5	810.52
	L 57102-33020	s #7.5	834.64
#w/Necessary Bolted Parts & Assemblies Removed, w/Lower Crossmember Removed Deduct 1.0, w/Apron Assy Removed Deduct 3.5, w/Front Apron Removed Deduct 1.5			
7 Outer	R 57115-33010	s #7.5	123.86
	L 57116-33010	s #7.5	123.86
8 Inner	92-94 R 57111-33030	s #7.5	222.06
	L 57112-33025	s #7.5	222.06
	95-96 R 57111-33030	s #7.5	222.06
	L 57112-06025	s #7.5	222.06
#R&R One Side Complete, w/Necessary Bolted Parts & Assemblies Removed, w/Lower Crossmember Removed Deduct 1.0, w/Apron Assy Removed Deduct 3.5, w/Front Apron Removed Deduct 1.5, Includes R&R Bumper Reinforcement & Member Extension			
9 Reinf, Bumper	R 57113-33010	s #1.5	41.90
	L 57114-33010	s #1.5	41.90
10 Extension, Member	R 57117-41010	s #1.5	22.81
	L 57118-41010	s #1.5	22.81
11 Plate, Member	R 57105-33020	s #1.0	33.75
	L 57106-33020	s #1.0	33.75
12 Support, Battery	53704-33011	s #5.0	41.61
#Included w/Front Sidemember Assy			
#w/Battery Removed			
Block Assy, Fuse	82670-33010	s #1.5	186.22
	V6 82670-33060	s #1.5	178.68
Cover, Fuse Block (a)			
Upper			
USA	82672-33010	s #1.5	28.69
Canada	N.A.		
Lower	82674-33010	s #1.5	21.49
#Order by Application			
(a) Included w/Fuse Block Assy			
Bracket, Fuse Block	82673-33010	s #1.5	7.66

SUB-FRAME

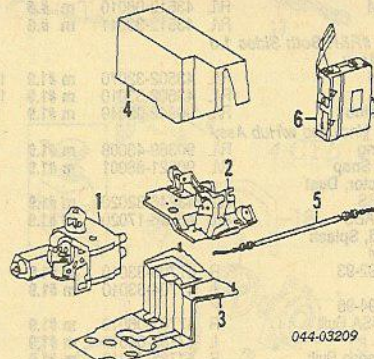


044-03208

1 Sub-Frame	51100-07010	m #5.3	1092.91
#Includes R&R Stabilizer Bar, Front Exhaust Pipe, Front Under Covers & Support Engine, Deduct .4 for Each Lower Control Arm Removed			

Stopper, Body Mounting			
2 Front	R/L 52213-33030		16.83
w/o Sports Pkg	R/L 52213-33010		16.83
3 Rear	R/L 52216-33020		21.26
Cushion, Body Mounting			
4 Front	R/L 52211-33030		61.79
w/o Sports Pkg	R/L 52211-33010		61.79
5 Rear	R/L 52215-33030		52.44
w/o Sports Pkg	R/L 52215-33010		52.44
Brace, Sub-Frame			
6 Front	R 52255-33010		22.81
	L 52256-33010		22.81
7 Rear	R 51023-33010		42.81
	L 51024-33010		42.81
Cover, Engine Under			
8 Front	51443-33010	s #1.5	37.95
9 Center	51447-33010	s #1.5	37.95
10 Side	R 51441-33010	s #1.5	31.35
	L 51442-33010	s #1.5	31.35
11 Hook, Tow	R/L 51963-33010		12.69

CRUISE CONTROL SYSTEM



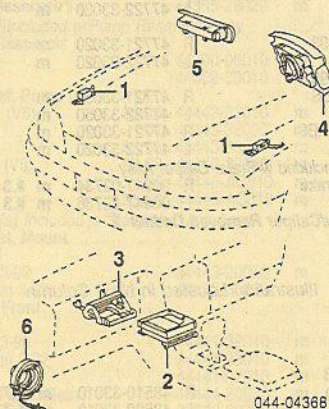
044-03209

1 Actuator, Cruise	88200-33010	m #.7	1190.23
"AISIN"	88200-33020	m #.7	1190.23
2 Link, Accelerator	78100-33010	m #1.0	129.58
"AISIN"	78100-33020	m #1.0	129.58
3 Brkt, Accel Link	78021-33010		42.21
4 Cover, Link	78113-33010		41.01
"AISIN"	78113-33020		41.01
5 Cable, Cruise			
4 Cyl	78150-33040	m #.3	58.47
V6	78150-33050	m #.3	55.76
6 Computer, Cruise			
1992-93	88240-33020	m #.7	653.84
4 Cyl	88240-33010	m #.7	653.84
V6	88240-33060	m #.7	653.84
1994-95	88240-33070	m #.7	656.87
1996			

AIR BAG SYSTEM

Disable & Enable Air Bag System.....m #.3
 Diagnose Air Bag System (If Required).....m #.5
NOTE 1: R&R Does Not include disable and enable or diagnose Air Bag System.

NOTE 2: Refer to Procedure Explanation 30 for Supplemental Restraint/Air Bag Systems Component Inspection and Replacement information.



044-04368

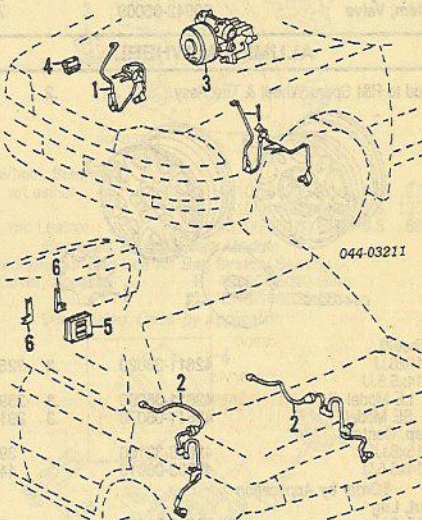
1 Sensor, Front			
To 1-93	R 89173-09050	m #.7	154.29
	L 89173-09060	m #.7	154.29
From 1-93			
USA Built	R 89173-09050	m #.7	154.29
	L 89173-09060	m #.7	154.29

Japan Built	R 89173-09050	m #.7	154.29
	L 89173-09060	m #.7	154.29
#Includes Remove Fender Liner			
2 Sensor, Center	92-93 89170-06010	m #.8	502.16
	94-96 89170-33020	m #.8	502.16
#Located under Center Console			
#w/Console Removed Deduct .4			
3 Brkt, Ctr Sensor	89178-39015	m	42.50
4 Module, Driver Air Bag			
USA Built			
Black	45130-06010-C0m	s #.3	556.45
Oak	45130-06010-E0m	s #.3	556.45
Taupe	45130-06010-K0m	s #.3	556.45
Japan Built			
Black	45130-33130-C0m	s #.3	556.45
Gray	45130-33130-B0m	s #.3	556.45
Oak	45130-33130-E0m	s #.3	556.45
Taupe	45130-33130-K0m	s #.3	556.45
5 Module, Passenger Air Bag			
USA Built			
1994			
Morton Type			
Gray	73970-06021-B0m	2.1	655.35
Oak	73970-06021-E0m	2.1	655.35
Taupe	73970-06021-K0m	2.1	655.35
TRW Type			
Gray	73970-06011-B0m	2.1	655.35
Oak	73970-06011-E0m	2.1	655.35
Taupe	73970-06011-K0m	2.1	655.35
1995-96			
Morton Type			
Gray	73970-06021-B0m	2.1	655.35
Oak	73970-06021-E0m	2.1	655.35
Taupe	73970-06021-K0m	2.1	655.35
TRW Type			
Gray	73970-06021-B0m	2.1	655.35
Oak	73970-06021-E0m	2.1	655.35
Taupe	73970-06021-K0m	2.1	655.35
Japan Built			
Gray	73970-39035-B0m	2.1	655.35
Oak	73970-39035-E0m	2.1	655.35
Taupe	73970-39035-K0m	2.1	655.35
6 Cable, Spiral (a)	84306-33020	m #.7	202.80
#Included w/Turn Signal Switch listed in Steering Wheel/Column Section			
(a) Order by Application			
#Includes R&R Steering Wheel & Air Bag Module			

ABS/BRAKES

Bleed System.....m #.3

NOTE: R&R Does Not include bleed system.



044-03211

1 Sensor, Front Speed	R 89542-33010	m #.9	113.78
	L 89543-33010	m #.9	113.78
2 Sensor, Rear Speed	R 89545-33020	m #.9	165.16
	L 89546-33020	m #.9	165.16
3 Actuator, ABS Brake			
USA Built	92-93 44510-33020	m #1.5	1275.08
	94-96 44510-06011	m #1.5	1367.06
Japan Built	92-93 44510-33020	m #1.5	1275.08
	94-96 44510-33040	m #1.5	930.01
Bracket, ABS Actuator	44590-33010	m	59.99
1992-93			
1994-96			
USA Built	44590-06010	m	65.80
Japan Built	44590-33020	m	35.55
4 Relay, ABS			
1992-93	88263-12080	m #.3	64.79
1994-96			
To 6-94	88263-12080	m #.3	64.79
From 6-94	88263-32060	m #.3	64.79
Brkt, ABS Relay	92-93 85999-33020	m	5.12
	94-96 85999-33110	m	4.80

ABS/BRAKES Cont'd

Computer, ABS				
5 1992-93	89541-33010	m	.9	458.73
1994				
USA Built				
To 5-94	89541-06021	m	.9	443.09
From 5-94	89541-06021	m	.9	443.09
Japan Built	89541-33010	m	.9	458.73
1995-96				
USA Built	89541-06021	m	.9	443.09
Japan Built	89541-33010	m	.9	458.73
†Add'l Parts &/or Dealer Contact Required				
6 Brkt, Computer	R 88268-33010	m		8.52
	L 88267-33011	m		8.49

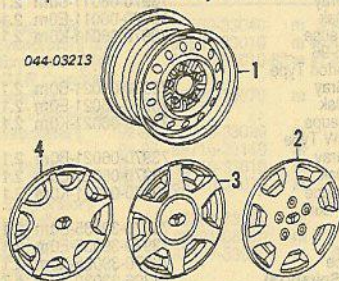
WHEEL

Use Procedure Explanation 10 with the following text.

STEEL WHEEL

Refinish Wheel	.5
Add to R&I Spare Wheel & Tire Assy	.2

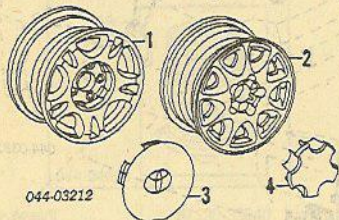
044-03213



1 Wheel				
14x5.5JJ	42611-32260-01	.3		97.14
15x6JJ	42611-33010-01	.3		106.24
†Order by Application				
Cover, Wheel				
2 7-Point	42621-06020			62.04
3 6-Point	42621-06030			67.44
4 8-Point				
USA Built	42621-06010			63.94
Japan Built	42621-33011			65.59
Nut, Lug	90942-01007			3.43
Stem, Valve	90942-05009			7.20

ALUMINUM WHEEL

Add to R&I Spare Wheel & Tire Assy	.2
------------------------------------	----



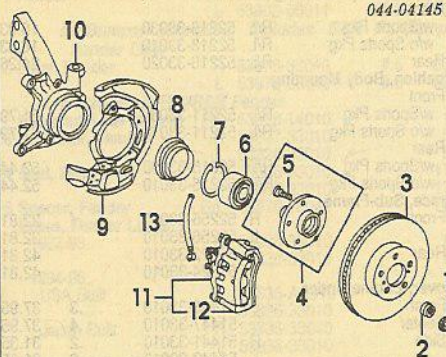
044-03212

1 Wheel				
1 15x6JJ	42611-33020	.3		325.41
2 14x5.5JJ				
LE Model	42611-06090	.3		239.25
SE Model	42611-06070	.3		291.53
Cap, Center				
3 15x6JJ	42603-32160			39.15
4 14x5.5JJ	42603-06010			44.29
†Order by Application				
Nut, Lug				
15x6JJ	90942-01062			5.06
14x5.5JJ	90942-01058			5.52
Stem, Valve	90942-05009			7.20

FRONT SUSPENSION

Use Procedure Explanation 11 with the following text.

R&I Suspension (One Side)	R/Lm	1.9
O/H Suspension (Includes R&I)		
One Side	R/Lm	3.2
Both Sides	m	6.2
Adjust Four Wheel Alignment		
1992-95	m	1.0
1996	m	1.4
Add to Adjust Camber	92-95m	.4
Bleed Brake System	m	.3
NOTE 1: R&I/R&R or O/H Does Not include alignment or bleed brake system.		
NOTE 2: All Parts in this section are included in overhaul unless noted otherwise.		

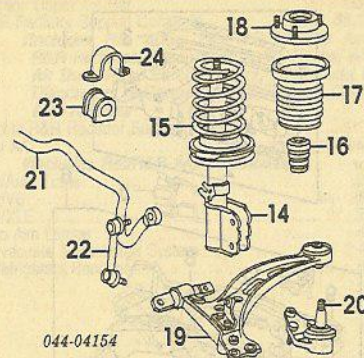


044-04145

1 Cap, Adjusting	R/L	43525-20030	m	2.09
2 Nut, Lock	R/L	90179-22020	m	1.54
3 Rotor, Brake				
4 Cyl	R/L	43512-06010	m	#.6
	R/L	43512-33041	m	#.6
#R&R Both Sides 1.0				
4 Hub Assy				
4 Cyl	R/L	43502-32070	m	#1.9
V6	R/L	43502-33010	m	#1.9
	R/L	90942-02049	m	#1.9
†Included w/Hub Assy				
6 Bearing	R/L	90369-43008	m	#1.9
	R/L	90521-88001	m	#1.9
7 Ring, Snap				
8 Deflector, Dust				
w/ABS	R/L	43246-32020	m	#1.9
w/o ABS	R/L	43246-17020	m	#1.9
9 Shield, Splash				
4 Cyl	R	47703-33010	m	#1.9
1992-93	R	47704-33010	m	#1.9
1994-96				
USA Built	R	47781-06010	m	#1.9
	L	47782-06010	m	#1.9
Japan Built	R	47781-33010	m	#1.9
	L	47782-33010	m	#1.9
V6				
1992-93	R	47703-33020	m	#1.9
	L	47704-33020	m	#1.9
1994-96	R	47781-33020	m	#1.9
	L	47782-33020	m	#1.9
#Includes R&R Rotor & Knuckle One Side, R&R Both Sides 3.6				
10 Knuckle, Steering (a)				
w/ABS	R	43211-06021	m	#1.9
	L	43212-06021	m	#1.9
	R	43211-33011	m	#1.9
	L	43212-33011	m	#1.9
(a) Add'l Parts &/or Dealer Contact Required				
†Order by Application				
#R&R One Side Complete, Includes R&R Rotor, Hub, Bearings & Seals, Both Sides 3.6				
11 Caliper Assy, Brake				
4 Cyl	R	47730-33070	m	#.5
	L	47750-33070	m	#.5
V6				
1992-93	R	47730-33040	m	#.5
	L	47750-33040	m	#.5
1994-96	R	47730-33080	m	#.5
w/ABS	L	47750-33080	m	#.5
	R	47730-33040	m	#.5
w/o ABS	L	47750-33040	m	#.5
#w/Rotor Removed Deduct .3, R&R Both Sides .8				
12 Mounting, Caliper				
4 Cyl	R	47721-33040	m	107.57
	L	47722-33030	m	65.99
V6				
1992-93	R	47721-33020	m	65.99
	L	47722-33020	m	65.99
1994-96				
w/ABS	R	47721-33050	m	134.72
	L	47722-33050	m	134.72
w/o ABS	R	47721-33020	m	65.99
	L	47722-33020	m	65.99
†Included w/Brake Caliper Assy				
13 Hose, Brake	R	90947-02734	m	#.3
	L	90947-02736	m	#.3
#w/Caliper Removed Deduct .2				

Illustration Located in Next Column

14 Strut				
1992-93				
Sedan	R	48510-33010	m	#1.7
	L	48520-33010	m	#1.7
Wagon	R	48510-33040	m	#1.7
	L	48520-33040	m	#1.7
1994-96				
Coupe, Sedan	R	48510-33040	m	#1.7
	L	48520-33040	m	#1.7
Wagon	R	48510-06050	m	#1.7
	L	48520-06050	m	#1.7



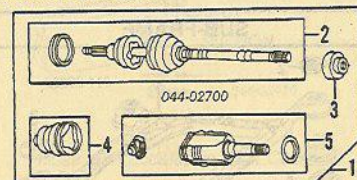
044-04154

15 Spring, Coil				
Coupe	R/L	48131-06180	m	#1.7
Sedan				
4 Cyl				
Man Trans	R/L	48131-33050	m	#1.7
Auto Trans	R/L	48131-33070	m	#1.7
V6				
Man Trans	R/L	48131-33230	m	#1.7
Auto Trans				
w/Sports Pkg (Canada)	R/L	N.A.	m	#1.7
Wagon	R/L	48131-33110	m	#1.7
	R/L	48131-06050	m	#1.7
†Order by Application				
16 Bumper, Spring	R/L	48331-33020	m	#1.7
17 Insulator, Spring Upper				
1992-94	R/L	48157-33020	m	#1.7
1995-96				
USA Built	R/L	48157-07010	m	#1.7
Japan Built	R/L	48157-33030	m	#1.7
Insulator, Spring Lower				
1992-94	R/L	48158-33010	m	#1.7
1995-96				
USA Built	R/L	48158-07010	m	#1.7
Japan Built	R/L	48158-33020	m	#1.7
18 Support, Suspension				
SE Model	92-94 R/L	48609-33051	m	#1.7
	95-96 R/L	48609-33090	m	#1.7
DX, LE, XLE Model	92-94 R/L	48609-33011	m	#1.7
	95-96 R/L	48609-07010	m	#1.7
#R&R One Side Complete, w/Knuckle Removed Deduct 1.2, R&R Both Sides 3.2				
19 Arm, Lower Control	R	48068-33020	m	#2.0
	L	48069-33020	m	#2.0
#w/Knuckle Removed Deduct 1.5				
20 Joint, Lower Ball	R/L	43330-39435	m	#.9
#Included in R&R Lower Control Arm				
21 Bar, Stabilizer		48811-33030	m	#1.4
†Order by Application				
#Includes R&R Links, Bushings & Brackets, Not Included in O/H				
22 Link, Stabilizer	R/L	48820-33010	m	#.4
23 Bushing, Stabilizer	R/L	48815-33011	m	#.3
†Order by Application				
24 Brkt, Stab Bushing				
To 3-94	R/L	48824-33010	m	#.3
From 3-94				
USA Built	R/L	48824-07010	m	#.3
Japan Built	R/L	48824-07010	m	#.3
#R&R One Side Complete, Not Included in O/H				

FRONT DRIVE AXLE

R&I Axle Shaft Assy	R/Lm	#1.6
O/H Axle Shaft Assy (Includes R&I)	R/Lm	#2.2
#w/Knuckle Removed Deduct 1.3		

NOTE: All Parts in this section are included in overhaul unless noted otherwise.



044-02700

1 Shaft Assy, Axle				
4 Cyl				
w/ABS	R	43410-06161	m	#1.6
	L	43420-06161	m	#1.6
w/o ABS	R	43410-06151	m	#1.6
	L	43420-06151	m	#1.6
V6				
w/ABS	92-93 R	43410-33190	m	#1.6
	L	43420-06180	m	#1.6
	94-96 R	43410-06080	m	#1.6
	L	43420-06080	m	#1.6
w/o ABS	92-93 R	43410-33130	m	#1.6
	L	43420-33160	m	#1.6
	94-96 R	43410-06070	m	#1.6
	L	43420-06070	m	#1.6
#w/Knuckle Removed Deduct 1.3				

2 Shaft, Axle (a)				
4 Cyl	R/L	43470-39195	m #2.2	379.00
w/ABS	R/L	43470-39178	m #2.2	379.00
V6				
w/ABS	R/L	43470-09180	m #2.2	351.71
w/o ABS	R/L	43470-39186	m #2.2	379.00
#Includes R&I Axle Shaft Assy, w/Knuckle Removed				
Deduct 1.3				
3 Deflector, Dust (a)				
w/ABS	R/L	43247-12010	m	7.89
w/o ABS	R/L	43247-33010	m	24.78
4 Boot Kit (a)				
4 Cyl	R/L	04438-20371	m #4	35.43
V6	R/L	04438-33021	m #4	35.43
5 Joint, Inner (a)				
4 Cyl (b)		43030-06020	m #4	306.21
	L	43040-06020	m #4	274.38
	R	43049-06030	m #4	306.21
	L	43040-06020	m #4	274.38

Order by Application

(a) Included w/Axle Shaft Assy

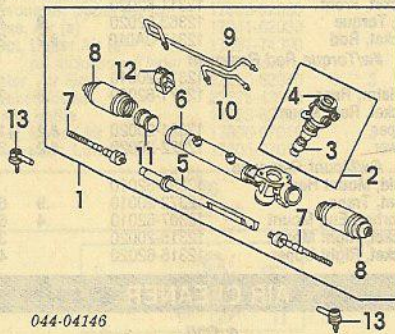
(b) Add'l Parts &/or Dealer Contact Required

#w/Axle Shaft Assy Removed

FRONT STEERING LINKAGE/GEAR

R&I Steering Gear				
4 Cyl			m	2.4
V6			m	2.4

NOTE: R&I/R&R Does Not include adjust wheel alignment.



1 Gear Assy				
USA Built		44250-06014	m	2.6
4 Cyl				1005.49
V6				
DX, LE, XLE Model		44250-06024	m	2.6
SE Model	92-94	44250-33045	m	2.6
	95-96	44250-06074	m	2.6
Japan Built				
4 Cyl		44250-06014	m	2.6
V6				1005.49
DX, LE, XLE Model		44250-06024	m	2.6
SE Model	92-94	44250-33045	m	2.6
	95-96	44250-06074	m	2.6

2 Valve Assy, Power (a)				
w/Sports Pkg		44210-33031	m	4.3
w/o Sports Pkg		44210-06011	m	4.3
3 Pinion (a) (b)				
w/Sports Pkg		44201-33030	m	4.3
w/o Sports Pkg		44201-33010	m	4.3
4 Housing, Valve (a) (b)				
(b) Included w/Power Valve Assy		44211-33010	m	4.3

5 Rack (a)				
4 Cyl		44204-33080	m	4.7
V6				229.32
w/Sports Pkg		44204-33031	m	4.7
w/o Sports Pkg		44204-33070	m	4.7

6 Housing, Rack (a)				
USA Built		44240-33011	m	4.7
Japan Built		44240-33011	m	4.7

Order by Application

#R&R Complete

7 Rod, Inner Tie (a)				
92-94 R/L		45503-39135	m	6.6
95-96 R/L		45503-39135	m	6.6
R/L		45535-33010	m	6.6

8 Boot (a)				
#R&R Complete, Includes R&R Outer Tie Rod				24.24

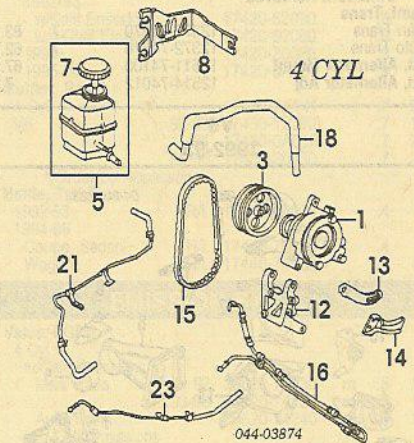
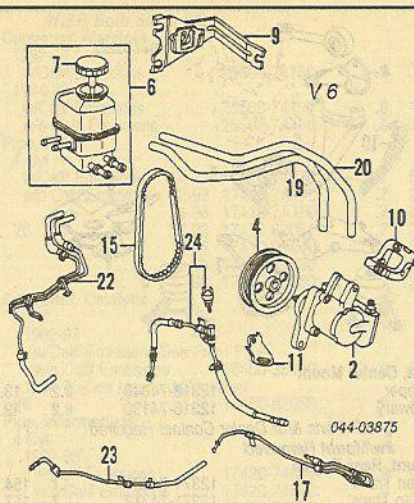
9 Tube, Pressure (a)				
Right Turn		44418-07010	m	21.83
Left Turn		44419-07010	m	19.01
10 Bushing, Mount (a)				
		45517-33021	m	12.06
11 Brkt, Mount (a)				
USA Built		45515-06011	m	16.36
Japan Built		45515-33011	m	15.38

(a) Included w/Gear Assy

13 End, Outer Tie Rod				
R/L		45046-29255	m	.3

STEERING PUMP

Illustration Located in Next Column



Pump Assy, Steering

1 4 Cyl				
1992-94		44320-33060	m #2.3	399.71
1995-96				
USA Built				
4 Cyl		44320-33060	m #2.3	399.71
Japan Built		44320-33071	m #2.3	399.71
2 V6				
92-93		44320-33010	m #2.4	399.71
94		44320-33080	m #2.4	399.71
95-96		44320-07012	m #2.4	402.21

Pulley, Pump

3 4 Cyl				
		44311-32050	m #2.3	95.83
4 V6				
92-93		44311-32060	m #2.4	95.83
94		44311-33011	m #2.4	96.11
95-96		44311-07010	m #2.4	103.39

#R&R Complete Reservoir Assy, Pump

5 4 Cyl				
1992-94		44360-06010	m	157.19
6 V6		44360-33010	m	146.13
1995-96		44360-06010	m	157.19
7 Cap, Reservoir		44305-28020	m	15.12

Included w/Pump Reservoir Assy

8 4 Cyl				
		44390-06010	m	27.45
9 V6				
		44369-33010	m	27.21

Bracket, Pump (a)

10 Front (V6)				
92-93		44443-33010	m	39.50
94		44443-33030	m	41.30
95-96		44443-33041	m	38.55
11 Rear (V6)				
92-93		44446-32020	m	8.86
94		44446-AC010	m	9.16
95-96		44446-AC010	m	9.16

(a) Included w/Steering Pump Assy

12 4 Cyl				
To 3-92		44443-20050	m	86.17
From 3-92		44443-33020	m	46.13

13 Strut, Front				
4 Cyl				
To 3-92		44441-32010	m	15.60
From 3-92		44441-33010	m	8.55
V6		44441-07010	m	13.99
		44444-20030	m	11.26
		99363-90760-83	.5	5.10

Bracket, Mount

14 Stay, Pump Rear				
15 Belt, Drive				

Order by Application

16 4 Cyl (w/Hose)				
To 3-92		44410-33041	m	1.1
From 3-92				203.69

USA Built				
4 Cyl		44410-06060	m	1.1
Japan Built		44410-33090	m	1.1

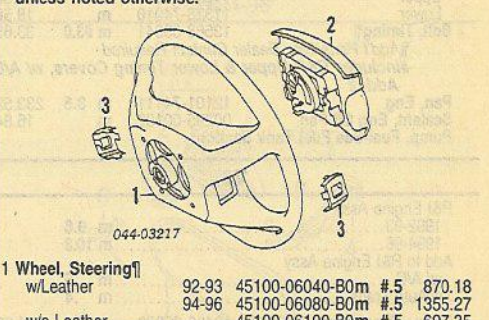
17 V6				
92-94		44410-33140	m	1.1
95-96		44410-07010	m	1.1
Hose, Reservoir to Pump				
18 4 Cyl				
To 3-92		44348-33051	m	.6
From 3-92		44348-33070	m	.6
V6				
19 Number 1				
92-93		44348-33010	m	.6
94		44348-33090	m	.6
95-96		44348-33110	m	.6
96		44348-33020	m	.6
94		44348-33100	m	.6
Tube, Return				
21 4 Cyl				
1992-93		44406-33030	m	.5
1994-96				77.77
w/ABS				
4 Cyl		44406-06030	m	.5
w/o ABS		44406-33030	m	.5
22 V6				
USA Built				
1992-93		44406-06012	m	.5
1994				125.43
w/ABS				
4 Cyl		44406-06040	m	.5
w/o ABS		44406-06012	m	.5
1995-96				
w/ABS				
4 Cyl		44406-06030	m	.5
w/o ABS		44406-33030	m	.5
Japan Built				
92-94		44406-33012	m	.5
95-96		44406-33030	m	.5
23 Tube, Gear Return				
92-94		44416-33010	m	.5
95-96		44416-07010	m	.5
24 Hose, Pressure/Return				
V6				
1992-93		44411-33010	m	.5
1994		44411-33040	m	.5
1995-96				433.92
USA Built				
4 Cyl		44411-33050	m	.5
Japan Built				433.92

STEERING WHEEL/COLUMN

R&I Steering Column			m	1.5
O/H Steering Column (Includes R&I)			m	3.5

NOTE 1: Refer to Special Cautions Section at the beginning of this vehicle text.

NOTE 2: All Parts in this section are included in overhaul unless noted otherwise.

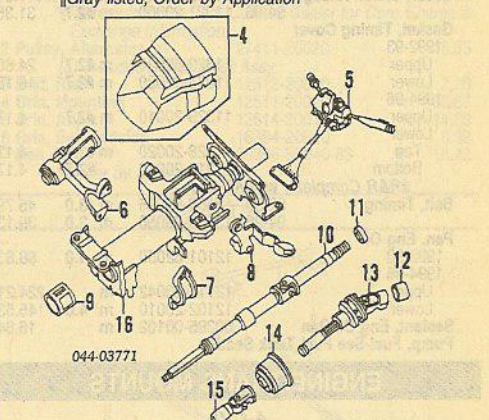


1 Wheel, Steering				
w/Leather	92-93	45100-06040-B0m	#5	870.18
	94-96	45100-06080-B0m	#5	1355.27
w/o Leather		45100-06100-B0m	#5	697.35

#Includes R&R Air Bag Module

2 Module, Air Bag-See Air Bag System Section				
3 Cover, Access				
	R	45186-06010-B0m		3.72
	L	45187-06020-B0m		5.38

Gray listed, Order by Application



4 Cover, Column				
		45286-33901-S4m	.5	77.77

Gray listed, Order by Application

Switch, Ignition				
-------------------------	--	--	--	--

TOYOTA CAMRY 1992-96

STEERING WHEEL/COLUMN Cont'd				
Switch, Turn Signal	84329-20120	m	1.0	30.55
Cable, Spiral-See Air Bag System Section				
Switch, Wiper				
Sedan				
DX, LE Model	84652-33060	m	1.1	118.15
XLE Model	84652-06040	m	1.1	89.15
Wagon				
USA	84652-33160	m	1.1	103.09
Canada	N.A.	m	1.1	N.A.
Includes w/Turn Signal Switch Assy				
Cylinder & Keys	69057-33010	m	.8	72.36
6 Brkt, Ignition Cyl	45280-33050	m	IOH	194.66
7 Clamp, Ignition Brkt	45271-33010	m	IOH	8.17
8 Lever, Tilt-Serviced w/Shaft Jacket				
9 Bushing, Shaft	45273-33010	m	IOH	4.92
10 Shaft, Steering	45210-33010	m	IOH	281.14
11 Bearing, Shaft	90363-18005	m	IOH	6.49
12 Collar, Shaft	45865-33010	m	IOH	15.43
13 Joint, Universal	45230-33010	m	IOH	44.30
14 Cover, Shaft Hole	45026-33010	m	IOH	33.47
15 Shaft, Intermediate	92-94 45260-33030	m	IOH	185.62
	95-96 45260-33030	m	IOH	185.62
16 Jacket, Shaft	45870-33050	m	3.5	141.93

ENGINE

Use Procedure Explanation 12 with the following text.

4 CYL				
R&I Engine Assy				
Add to R&I Engine Assy		m	8.4	
w/ A/C				
w/Auto Trans		m	.4	
Pulley, Crankshaft	13408-74041	m	#.8	178.43
#w/ A/C Add .2				
Cover, Upper Timing	92-95 11303-74030	m	1.6	44.61
	96 11303-74050	m	1.6	51.21
Cover, Lower Timing	92-95 11302-74011	m	#2.2	44.61
	96 11302-74040	m	#2.2	44.61
#Includes R&R Upper Timing Cover & Crankshaft Pulley, w/ A/C Add .2				
Plug, Timing Cover	90950-01489	m		2.34
Gasket, Timing Cover				
Upper	11329-74050	m		15.63
Lower	11328-74010	m		18.58
Belt, Timing	13568-09041	m	#3.0	33.65
Add'l Parts &/or Dealer Contact Required				
#Includes R&R Upper & Lower Timing Covers, w/ A/C Add .2				
Pan, Eng	12101-74111	m	3.5	233.52
Sealant, Eng Oil Pan	00295-00102	m		16.84
Pump, Fuel-See Fuel Tank Section				

V6

R&I Engine Assy				
1992-93		m	9.6	
1994-96		m	10.8	
Add to R&I Engine Assy				
w/ A/C				
w/Auto Trans		m	.4	
Pulley, Crankshaft	92-93 13408-62030	m	#.8	304.92
	94-96 13408-20010	m	#.8	247.36
#w/ A/C Add .2				
Cover, Upper Timing	92-93 11303-62030	m	#2.7	91.31
	94-96 11322-0A010	m	#2.7	69.36
Cover, Lower Timing	92-93 11302-62020	m	#2.7	41.01
	94-96 11321-20900	m	#2.7	31.35
Gasket, Timing Cover				
1992-93		m	#2.7	24.86
Upper	11329-62020	m	#2.7	16.18
Lower	11328-62020	m	#2.7	16.18
1994-96		m	#2.7	4.17
Upper	11329-20010	m	#2.7	4.17
Lower	11328-20020	m	#2.7	4.17
Top	11329-20010	m	#2.7	4.17
Bottom	11319-20010	m	#2.7	4.17
#R&R Complete, w/ A/C Add .2				
Belt, Timing	92-93 13568-69025	m	3.0	45.79
	94-96 13568-09050	m	3.0	39.13
Pan, Eng Oil				
1992-93	12101-62050	m	4.0	98.83
1994-96		m		
Upper	12111-20042	m		224.21
Lower	12102-20010	m	4.0	145.53
Sealant, Eng Oil Pan	00295-00102	m		16.84
Pump, Fuel-See Fuel Tank Section				

ENGINE/TRANS MOUNTS

4 CYL

1 Mount, Front Eng	12361-74241	.7	139.44
2 Brkt, Front Mount	12311-74210	.4	47.01
3 Mount, Engine Center			
Man Trans	12363-74140	.7	37.78
Auto Trans	12363-74120	.7	37.78

Illustration Located in Next Column

044-03222

Brkt, Center Mount

4 Upper 12313-74040 #.2 13.43

5 Lower 12316-74130 #.2 49.13

Add'l Parts &/or Dealer Contact Required

#w/Mount Removed

6 Mount, Rear Engine

Man Trans 12371-74301 .7 154.56

Auto Trans 12371-74312 .7 157.50

7 Brkt, Rear Mount 12321-74250 #.2 84.97

#w/Mount Removed

8 Mount, Trans

Man Trans 12372-74370 .7 83.08

Auto Trans 12372-74570 .7 62.85

9 Brkt, Alternator Mount 12511-74100 67.92

10 Brkt, Alternator Adj 12514-74012 7.29

V6

1992-93

044-03223

1 Mount, Front Eng

Man Trans 12361-62011 .9 50.44

Auto Trans 12360-62010 .9 92.80

2 Brkt, Front Mount 12311-62020 .4 31.35

3 Mount, Center Eng

Man Trans 12363-62010 .9 43.16

Auto Trans 12363-62020 .9 43.16

4 Brkt, Center Mount 12313-62020 #.2 17.92

#w/Mount Removed

5 Mount, Rear Eng

Man Trans 12371-62050 .9 52.87

Auto Trans 12371-62060 .9 37.78

Brkt, Rear Mount

6 Upper

Man Trans 12321-62060 #.2 97.94

Auto Trans 12321-62070 #.2 97.94

7 Lower 12322-62010 #.2 35.55

#w/Mount Removed

8 Shield, Mount Heat 12392-62010 9.00

9 Mount, Trans

Man Trans 12372-62070 .9 67.71

Auto Trans 12372-20010 .9 62.85

10 Brkt, Trans Mount

Man Trans 12325-62030 #.2 53.33

#w/Mount Removed

Stay, Eng Mount 12327-62030 14.00

11 Absorber, Eng Mount 12307-62010 .4 61.19

Brkt, Front Mount

12 Upper 12316-62020 40.41

13 Lower 12315-62030 66.59

14 Stay, Front Mount 12317-62030 8.69

15 Brace, Front Mount 12331-62010 3.32

16 Mount, Eng (Transverse Eng)

Man Trans 12372-74370 83.08

Auto Trans 12372-74570 62.85

Order by Application

V6

1994-96

044-04056

1 Insulator, Front 12361-20020 131.89

2 Bracket, Front 12311-62020 31.35

3 Rod, Torque 12363-62020 .9 43.16

4 Bracket, Rod 12313-0A010 #.2 24.04

#w/Torque Rod Removed

5 Stay 12317-20010 5.32

6 Insulator, Rear 12371-62060 .9 37.78

Bracket, Rear Mount

7 Upper 12321-20020 #.2 116.00

8 Lower 12322-20020 #.2 31.35

#w/Mount Removed

9 Shield, Mount Heat 12392-62010 9.00

10 Mount, Trans 12372-20010 .9 62.85

11 Absorber, Eng Mount 12307-62010 .4 61.19

12 Bracket, Right Mount 12315-20020 35.55

13 Bracket, Right Upper 12316-62020 40.41

AIR CLEANER

4 CYL

044-03220

1 Cleaner Assy, Air

1992-95 17700-74380 #.5 264.88

1996

Man Trans 17700-74380 #.5 264.88

Auto Trans 17700-03080 #.5 266.53

USA Built 17700-03080 #.5 266.53

Japan Built

#Includes R&R Element

2 Element, Cleaner 17801-74060 .3 13.57

3 Cap, Air Cleaner

1992-95 17705-74260 48.21

1996

Man Trans 17705-74260 48.21

Auto Trans 17705-03070 48.51

Included w/Air Cleaner Assy

4 Duct, Upper Air

1992-93 17881-74390 .2 91.31

1994-96

w/Calif Emissions 94-95 17881-03060 .2 d58.55

96 17881-74650 .2 70.19

w/o Calif Emissions 94-95 17881-74390 .2 91.31

96 17881-74640 .2 70.19

5 Duct, Outside Air

USA Built 17806-03010 .3 47.01

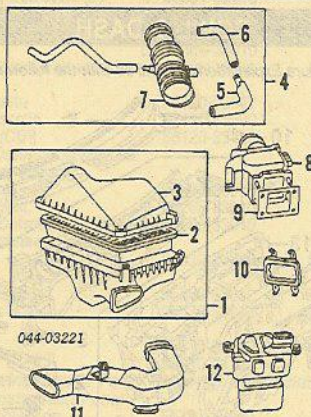
Japan Built 17806-74020 .3 61.47

Resonator, Air Duct

6 Upper 17893-74190 .3 71.73

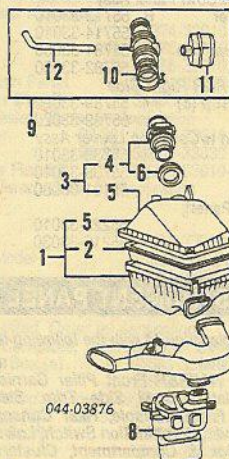
7 Lower 17805-03010 .3 87.83

**V6
1992-93**



1 Cleaner Assy, Air	17700-62040	m	.5	286.85
2 Element, Cleaner	17801-74060		.3	13.57
3 Cap, Air Cleaner	17705-62040			48.21
¶Included w/Air Cleaner Assy				
4 Duct Assy, Upper Air	17880-62040		.2	75.34
5 Resonator, Upper Air (a)	17893-62030			9.29
6 Hose, Air (a)	17341-62030			19.98
7 Duct, Upper Air (a)	17881-74390			91.31
(a) Included w/Upper Air Duct Assy				
8 Meter, Air Flow	22250-62040	m	.3	581.37
9 Gasket, Meter	22275-03010			8.69
10 Plate, Baffle	17783-62020			4.43
11 Duct, Lower Air	17806-07010		.3	53.49
12 Resonator, Lower Air	17805-07010			107.29

**V6
1994-96**



1 Cleaner Assy, Air	17700-20030	m	.5	287.17
2 Element, Cleaner	17801-74060		.3	13.57
¶Included w/Air Cleaner Assy				
3 Meter Assy, Airflow	94 22020-20011	m	.3	197.09
	95-96 22020-20020	m	.3	197.09
4 Meter & Seal Assy, Airflow				
USA Built	94 22250-20010			581.37
	95-96 22250-20020			581.37
Japan Built	22250-20010			581.37
5 Cover, Cleaner	17705-20020			45.50
¶Included w/Air Cleaner Assy				
6 Seal, Meter (a) (b)	22275-20010			3.03
(a) Included w/Airflow Meter Assy				
(b) Included w/Airflow Meter & Seal Assy				
7 Pipe, Intake Air	17806-07010			53.49
8 Resonator, Intake	17805-07010			107.29
9 Hose Assy, Manifold	17880-20050		.3	65.39
10 Hose, Manifold	17881-0A010			48.30
11 Resonator, Intake	17893-0A010			22.87
12 Hose, Vent	12262-0A010			10.54
¶Included w/Manifold Hose Assy				

EXHAUST

R&R Exhaust System Complete..... #1.3
#Does Not Include R&R Exhaust Manifold

Manifold, Exhaust				
4 Cyl				
1992-93				
w/Calif Emissions	17141-74150	m	1.3	151.13
w/o Calif Emissions	17141-74130	m	1.3	156.22
1994-96				
	17141-74150	m	1.3	151.13
V6				
92-93 R	17141-62050	m	#7.3	132.40
L	17142-62030	m	#2.6	132.40
94-96 R	17140-20010	m	#7.3	199.26
L	17150-20010	m	#2.6	199.26

#R&R Both Sides 8.0

Converter, Manifold				
1992-93				
w/Calif Emissions	25508-74150		.8	351.22
1994-96				
w/Calif Emissions	25508-74190		.8	176.85
w/o Calif Emissions	25508-74150		.8	351.22
Pipe, Front				
4 Cyl				
w/Calif Emissions	17410-74870		.7	631.17
w/o Calif Emissions				
92-93	17410-7A170		.7	203.42
94-96	17410-7A180		.7	655.82
92-93	17410-62061		.7	298.31
94	17410-0A010		.7	225.63
95	17410-20030		.7	1348.63
96	17410-20030		.7	1348.63

Converter, Catalytic				
4 Cyl				
1992-93				
w/Calif Emissions-See Front Pipe				
w/o Calif Emissions	18450-35130		.8	532.99
1994-96-See Manifold Converter				
V6	18450-62080		.8	578.43

Pipe, Intermediate				
4 Cyl				
1992-93				
w/Calif Emissions	17420-74620		.9	236.09
w/o Calif Emissions	17420-74610		.9	236.09
1994-96				
	17420-74620		.9	236.09

V6				
1992-93				
w/Calif Emissions	17420-62090		.9	250.97
w/o Calif Emissions	17420-62080		.9	250.97
1994				
	17420-20020		.9	250.97
1995-96				
	17420-0A030		.9	175.86

Muffler, Rear				
4 Cyl				
1992-93				
	17430-7A141		.7	268.40
V6				
92-93	17430-VZK20		.7	113.45
94	17430-0A010		.7	268.40
95-96	17430-20030		.7	232.34

¶Order by Application				
Baffle, Tail Pipe				
1992-93				
	R/L 17448-79036		.4	40.70
1994-96				
	R/L 17448-79036		.4	40.70
Coupe, Sedan				
	R/L 17448-74080		.4	32.84
Wagon				

EMISSION SYSTEM

Valve, EGR				
4 Cyl				
w/Calif Emissions				
Man Trans	92 25620-74230	m	.5	127.84
	93-96 25620-74230	m	.5	127.84
Auto Trans	25620-74240	m	.5	140.61
w/o Calif Emissions				
Man Trans	25620-74250	m	.5	140.61
Auto Trans	25620-74260	m	.5	127.84
V6				
92-93	25620-62040	m	.7	140.84
94-96	25620-20010	m	.5	140.61

¶Order by Application				
Modulator, EGR				
4 Cyl				
	25870-74090	m	.4	50.13
V6				
	25870-62020	m	.4	61.73

Brkt, EGR Modulator				
4 Cyl				
	25691-74080	m		5.23
V6				
92-93	25691-62020	m		10.12
94-96	25691-20010	m		6.43

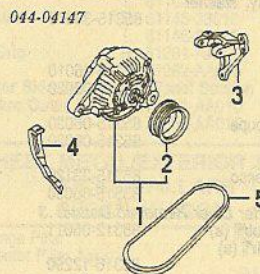
Cooler, EGR				
V6				
92-93	25681-62010	m		183.82
94-96	25681-20010	m		183.82

Sensor, EGR Temp				
4 Cyl				
	89412-33030	m	.3	127.75
V6				
92-93	89412-33010	m	.3	127.75
94-96	89412-33050	m	.3	130.18

Canister, Vapor				
4 Cyl				
	77740-33010	m	.6	250.37
V6				
	77740-33040	m	.6	245.40
Brkt, Canister	77751-33010	m		57.27

ELECTRICAL

**ALTERNATOR
4 CYL**

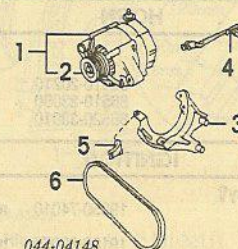


1 Alternator Assy				
70 Amp				
1992				
	27060-74270	m	.6	469.17
1993-96				
	27060-74370-84 m	.6		313.28
80 Amp				
1992-93				
	27060-03010	m	.6	483.10
1994				
	27060-74360-84 m	.6		294.33
1995-96				
	27060-20020-84 m	.6		336.52

¶Remanufactured Part. Contact Dealer for Core Charge & Exchange Information

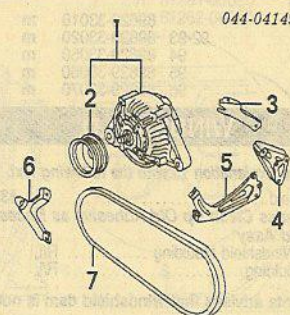
2 Pulley, Alternator				
70 Amp				
	27411-16211	m	.7	15.00
80 Amp				
	27411-42030	m	.7	27.87
¶Included w/Alternator Assy				
3 Bracket, Alternator				
	12511-74100			67.92
4 Bar, Belt Adjust				
	12514-74012			7.29
5 Belt, Drive				
	90916-02356-83	.5		16.99
¶Order by Application				

**ALTERNATOR
V6
1992-93**



1 Alternator Assy				
1992				
	27060-62070-84 m	.7		278.01
1993				
	27060-62090-84 m	.7		299.79
¶Remanufactured Part. Contact Dealer for Core Charge & Exchange Information				
2 Pulley, Alternator				
	27411-62070	m	.7	17.98
¶Included w/Alternator Assy				
3 Bracket, Alternator (a)				
	16384-62040			16.98
(a) Order by Application				
4 Bar, Belt Adjust				
	16381-62021			37.07
5 Slider, Belt Adjust				
	16385-62010			9.26
6 Belt, Drive				
	99366-80940-83	.5		18.42
¶Order by Application				

**ALTERNATOR
V6
1994-96**



1 Alternator Assy				
1994	27060-20010-84 m	.7	330.64	
1995-96	27060-20020-84 m	.7	336.52	
¶Remanufactured Part. Contact Dealer for Core Charge & Exchange Information				
2 Pulley, Alternator (a)				
	27411-20020		18.55	
(a) Included w/Alternator Assy				
3 Brkt, Rear				
	12512-20010		7.20	
4 Brkt, Mounting				
	12511-20020		108.87	
5 Brkt, Adjust				
	12514-20010		14.69	
6 Brkt, Belt Tension				
	16384-20010		8.92	
7 Belt, Drive				
	99366-80940-83	.5	18.42	
¶Order by Application				

TOYOTA CAMRY 1992-96

ELECTRICAL Cont'd

BATTERY Cont'd

Battery	00286-24F60	2	81.21
1 Tray, Battery	74431-33011		34.07
2 Clamp, Battery			
USA	74404-AC010		13.37
Canada	74404-AC020		14.61
Order by Application			
3 Bolt, Battery Clamp			
Front	74451-33010		5.00
Rear	74452-33010		3.94
Cable, Battery Positive-Not Serviced			
Cable, Battery Negative	82123-33010	.6	47.04

HORN

Horn			
High Note	86510-20210	.6	50.47
USA Built	86510-33050	.6	50.47
Japan Built	86520-33010	.6	50.47
Low Note			

IGNITION

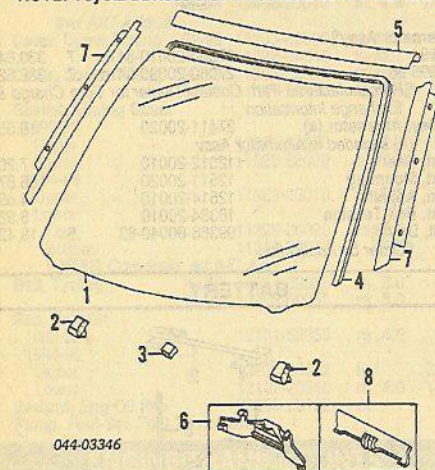
Distributor Assy			
4 Cyl	19050-74010	m 1.0	398.94
V6			
1992-93	19100-62050	m 1.1	376.35
1994-96-Not Applicable			
Order by Application			
Cap, Distributor (a)			
4 Cyl	92-93 19101-74170	m .5	34.14
	94-96 19101-74110	m .5	11.86
V6	19101-62050	m .5	13.40
(a) Included w/Distributor Assy			
Coil, Ignition			
4 Cyl	90919-02163	m 1.5	67.03
V6			
1992-93	90919-02207	m .5	67.03
1994-96 (6)	90919-02214	m #.6	91.85
Order by Application			
R&R All .8			
Igniter			
4 Cyl	89621-16020	m .6	365.01
V6	92-93 89621-33010	m .6	365.01
	94-95 89621-33020	m .6	365.01
	96 89621-35011	m .6	365.01
Bracket, Ign			
4 Cyl	89629-33010	m	13.29
V6	92-93 89629-33020	m	19.43
	94 89629-33050	m	14.43
	95 89629-33060	m	13.49
	96 89629-33070	m	15.18

WINDSHIELD

Use Procedure Explanation 13 with the following text.

R&L Windshield	#3.9
Includes Clean Up Old Adhesive as Necessary & R&L Hood Assy	
R&L Upper Windshield Moulding	.3
R&L Side Moulding	.2

NOTE: Toyota advises that windshield dam is not re-usable.



1 Glass, Windshield			
Toyota			
Tinted/Shaded			
Green	56111-06010-83	#3.5	291.52
Blue	92-94 56111-06020-83	#3.5	311.07
	95-96 56111-06010-83	#3.5	291.52
Bronze			
USA Built	56111-06030-83	#3.5	337.10
Japan Built	92-94 56111-06030-83	#3.5	337.10
	95-96 56111-33090	#3.5	N.A.

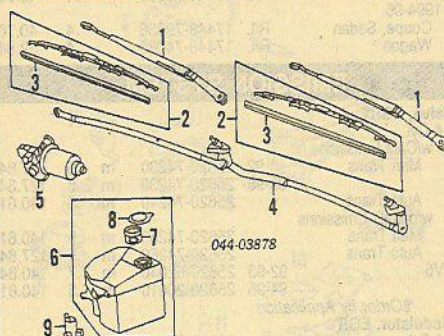
NAGS			
Blue	FW00694BTN	#3.5	285.70
Bronze	FW00694ZTN	#3.5	N.A.
Green	FW00694GTN	#3.5	285.70
Blue/Blue Shade	FW00694BBN	#3.5	300.15
Blue/Green Shade	FW00694GBN	#3.5	300.15
Bronze/Blue Shade	FW00694ZBN	#3.5	N.A.
Bronze/Bronze Shade	FW00694ZBN	#3.5	376.45
Green/Blue Shade	FW00694GBN	#3.5	300.15

#Includes Clean Up Old Adhesive as Necessary & R&L

2 Retainer, Windshield			
Yellow	R/L 56114-33010		4.77
White	R/L 56114-33020		4.77
Green	R/L 56114-33030		4.77
3 Spacer, Windshield			
4 Dam, Windshield	56116-33010		2.20
	04562-12010		32.84
5 Mldg Assy, Windshield Upper			
DX, LX, XLE Model	75531-06010	.3	33.36
SE Model			
USA Built	75531-06020	.3	33.36
Japan Built	75531-33030	.3	33.15
6 Clip, Upper Mldg (6)	75545-32030		1.20
Included w/Upper Windshield Moulding Assy			
7 Mldg, Windshield Side			
USA			
DX, LX, XLE Model	R 75533-06010	.2	40.35
	L 75534-06010	.2	40.35
SE Model	R 75533-06020	.2	41.55
	L 75534-06020	.2	41.55
Canada	R N.A.	.2	N.A.
	L N.A.	.2	N.A.
8 Clip, Side Mldg (3/Side)	R/L 75548-20110		1.51
Garnish, W/S Pillar	R 62210-32100-04		58.16
	L 62220-32100-04		58.16
Mirror, Rear View	R 87810-22190-14		65.59
Visor, Sun	R 74310-33010-J0		48.53
	L 74320-33010-J0		38.27

#Blue listed, Order by Application

WIPER SYSTEM



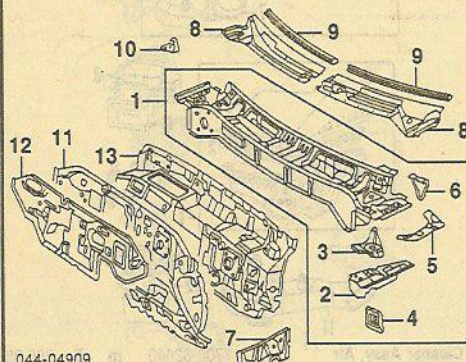
1 Arm, Wiper			
Toyota	R 85211-06010	.2	60.05
	L 85221-06010	.2	62.78
Delco	R 85211-06010	.2	60.05
	L 85221-06010	.2	62.78
2 Blade Assy, Wiper			
Toyota	R 85212-06010	.1	14.52
	L 85222-06010	.1	17.54
Delco	R 85212-06010	.1	14.52
	L 85222-06010	.1	17.54
3 Insert, Wiper			
Toyota	R 85213-06011		5.81
	L 85213-06011		5.81
Delco	R 85213-06011		5.81
	L 85223-06011		6.81
Included w/Wiper Blade Assy			
4 Link, Wiper	85150-33021	.8	155.50
5 Motor, Wiper			
1992-93	85110-33030	.5	204.55
1994-96			
Nippon Denso (Japan)	85110-33110	.5	204.55
Nippon Denso (USA)	85110-33110	.5	204.55
6 Reservoir Assy, Washer			
w/ABS	85315-33070	#.6	73.85
1992-93			
Sedan	85315-06010	#.6	74.31
Wagon	85315-06020	#.6	74.31
1994			
Sedan, Coupe	85315-06030	#.6	74.31
Wagon	85315-06020	#.6	74.31
1995-96			
Nippon Denso	85315-33120	#.6	73.85
Delco	85315-06030	#.6	74.31
w/Fender Liner Removed Deduct .3			
7 Filter, Reservoir (a)	85312-06011		7.86
8 Cap, Reservoir (a)			
w/ABS	85316-12290		1.54
w/o ABS	85316-06010		1.61
Included w/Washer Reservoir Assy			
9 Motor & Pump, Washer (a)(b)			
Coupe, Sedan			
w/ABS	85310-20190	#.6	29.41
w/o ABS	85330-06010	#.6	57.75
Wagon	85330-06020	#.6	39.66

(a) Order by Application
(b) Add'l Parts &/or Dealer Contact Required

#Included in R&R Washer Reservoir, w/Fender Liner Removed Deduct .3
Nozzle, Washer R/L 85385-33020 13.86

COWL & DASH

Use Procedure Explanations 14 and 28 with the following text.



044-04909			
1 Panel Assy, Cowl			
USA Built			
4 Cyl	55700-33020	#6.5	297.71
V6	55700-33020	#6.5	297.71
Japan Built			
4 Cyl	55700-33020	#6.5	297.71
V6	55700-33020	#6.5	297.71
#w/Windshield & Necessary Bolted Parts Removed			
2 Panel, Cowl Side Upper	R 55705-33020		42.81
	L 55706-33010		42.81
3 Reinforcement, Cowl	R 55724-33010		14.29
4 Plate, Water Guard	R 55734-33010		12.89
	L 55735-33010		12.89
5 Brace, Cowl Top	R 55715-33010		18.06
	L 55716-33010		18.06
6 Brkt, Cowl Top	55753-33010		14.29
Included w/Cowl Panel Assy			
7 Panel, Cowl Lower	R 55713-33010		25.24
	L 55714-33010		25.24
8 Louver Assy, Cowl Top	R 55781-33050	.2	88.91
	L 55782-33050	#.3	100.94
#Includes R&R Right Side			
9 Protector, Cowl Top (a)	R 55789-33020		11.66
	L 55789-33020		11.66
(a) Included w/Cowl Top Louver Assy			
10 Stopper, Hood	R 55739-33010		7.26
	L 55739-33010		7.26
11 Panel, Dash	55101-06080		870.18
Insulator, Dash Panel			
12 Outer	55223-33010		160.62
13 Inner	55210-33030		316.38

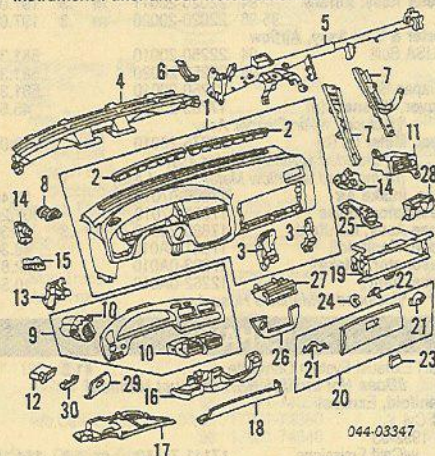
Order by Application

INSTRUMENT PANEL

Use Procedure Explanation 14 with the following text.

R&L Instrument Panel m #3.5
Includes R&R/R Front Pillar Garnish, Front Door Scuff Plates, Cowl Side Trim, Steering Column Covers, Front Console, Rear Console Box, Lower Dash Cover, Combination Switch, Lower Finish Panel, Glove Box & Compartment, Cluster Finish Panel, Radio, Combination Meter & Heater Control

NOTE: All Parts in this section are included in R&R Instrument Panel unless noted otherwise.



1 Panel Assy, Instrument	92-93 55401-33011-S4m	#6.5	720.15
	94-96 55401-33070-B0m	#7.0	699.06

Gray listed, Order by Application
Includes R&R/R Front Pillar Garnish, Front Door Scuff Plates, Cowl Side Trim, Steering Column Covers, Front Console, Rear Console Box, Lower

Dash Cover, Combination Switch, Lower Finish Panel, Glove Box & Compartment, Cluster Finish Panel, Radio, Combination Meter & Heater Control

2 Garnish, Defroster (a)	R 55981-33010	.2	26.41
	L 55982-33010	.2	26.41
3 Brkt, Radio (a)	R 55368-33010		5.34
	L 55366-33010		7.43

(a) Included w/Instrument Panel Assy

Radio			
w/Cassette	86120-06061	.5	435.70
w/o Cassette	86120-33090	.5	1096.57
Radio w/CD	86120-33110	.5	2000.03

Order by Application

Amplifier, Stereo			
USA Built	86280-06010		121.98
Japan Built	86280-33010		387.94
4 Nozzle, Defroster	55950-33010		56.36

5 Reinforcement, Panel			
1992	55330-33010	.#4	256.13
1993			
USA Built	55330-33012	.#4	256.42
Japan Built	55330-33012	.#4	256.42

1994-96			
4 Cyl	55330-33090	.#4	256.42
V6	55330-33120	.#4	256.42

#w/Instrument Panel Removed, Not Included in R&R

6 Brace, Cowl Top	55722-33010		8.52
7 Brace, Inst Panel	R 55307-33010		25.95
	L 55306-33010		37.67

8 Register, Side Defrost	R 55962-33010-04	.2	7.43
	L 55961-33010-04	.2	7.43

Blue listed, Order by Application

9 Panel Assy, Cluster Finish			
USA Built			
To 1-94	55410-33011	.8	184.71
From 1-94	55410-06011	.8	167.69
Japan Built	55410-33011	.8	184.71

10 Register, Finish Panel	R 55660-33010	.2	81.65
	L 55650-33010	.2	66.30

Included w/Cluster Finish Panel Assy

Register, Instrument Panel			
11 Upper	92-93 55670-33011-W3	.2	55.47
	94-96 55670-AA010-B0	.2	66.72
12 Lower	92-93 55680-33010-W3	.2	20.49
	94-96 55680-33010-C0	.2	20.49

Order by Application

Bracket, Lower Mounting			
13 Number 1	55374-33010		14.15
14 Number 2	R 55375-33050		12.06
	L 55376-33010		4.60

15 Bracket, Finish Panel	55384-33020		4.66
16 Cover, Lower Dash	55403-33010-04	.3	184.71

Blue listed, Order by Application

17 Cover, Under	92-93 55607-33010	.3	43.41
	94-96 55607-33030	.3	43.41
18 Panel, Lower Finish	55303-33010-04	.3	66.59

Blue listed, Order by Application

19 Box, Glove			
1992-93			
DX Model	55581-33010	.#5	105.77
LE, XLE Model	55581-33030	.#5	105.77
1994-96	55581-33060	.#5	100.63

20 Door Assy, Glove Box	92-93 55550-33010-S4	.#5	141.04
	94-96 55550-33050-B0	.#5	138.93

Gray listed, Order by Application

21 Hinge, Glove Box (a)	R 55541-33010		3.09
	L 55542-33010		3.09

(a) Included w/Glove Box Door Assy

22 Bracket, Hinge (3)	92-93 55598-33010		2.74
23 Latch, Glove Box	55565-22020-B0		1.74
24 Cover, Latch	55569-22030-B0		2.46

Gray listed, Order by Application

25 Brkt, Glove Box Latch Mtg	55308-33010		8.12
Cylinder & Key	69056-33010	.5	65.95
26 Panel, Center Finish	55412-33010	.3	21.89

27 Pocket, Dash			
1992-93	55521-16030	.3	5.33
1994-96			
w/Door	55521-33010	.3	30.44
w/o Door	55521-16030	.3	5.33

28 Box, Coin	55442-33050	.2	19.41
29 Cover, Coin Box	55450-33010-J0		27.61

Ashtay

USA Built	74102-33010-J0		62.99
Japan Built	74102-33010-J0		62.99
30 Cover, Register Hole	55544-33010-C0		8.20

Blue listed, Order by Application

CENTER CONSOLE

Use Procedure Explanation 14 with the following text.

R&I Front Console	.8
-------------------	----

Illustration Located in Next Column

1 Console, Front	58810-33010-04	.8	75.57
------------------	----------------	----	-------

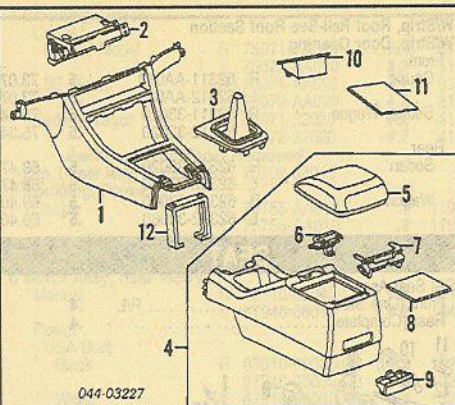
2 Holder, Cup	55620-33010-W3		85.28
---------------	----------------	--	-------

3 Cover, Shift Hole			
Man Trans	58804-33080-J0	.3	33.47
Auto Trans	58804-33020-04	.3	24.24

4 Box Assy, Console	58910-33060-J0	.4	166.45
---------------------	----------------	----	--------

5 Lid, Box (a)	58905-33050-J0	.2	63.85
----------------	----------------	----	-------

Order by Application



6 Lock, Lid (a)	58908-50010		27.61
7 Hinge, Lid (a)			
4 Cyl	58907-33010		15.72
V6	58907-33020		16.83
8 Panel, Box Bottom	(a)		
4 Cyl	58915-33011		1.40
V6	58915-33031		1.74
9 Ashtray, Rear	74109-32040-J0		38.90
(a) Included w/Console Box Assy			
10 Cover, Switch Hole	55539-06010-J0		6.55
Order by Application			
11 Panel, Console Box Inner			
w/Sports Pkg	58915-33011		1.40
w/o Sports Pkg	58915-33031		1.74
12 Brkt, Mounting	58902-33010		31.95

ROCKER/PILLARS/FLOOR

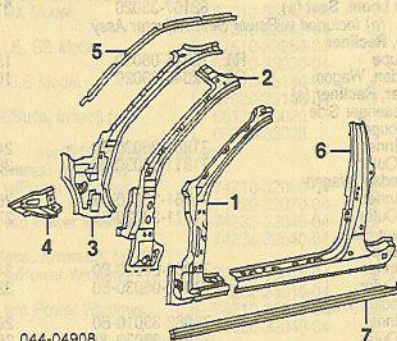
Use Procedure Explanations 14,15 and 28 with the following text.

**SHEET METAL/EXTERIOR TRIM
ROCKER/PILLARS
COUPE**

Refinish Hinge Pillar	R/L	1.0
R&I Outer Rocker Moulding	R/L	.3
Section Hinge Pillar	R/L	7.2

NOTE 1: For sectioning methods, refer to Manufacturer's Body Repair Manual.

NOTE 2: Refer to Special Cautions Section at the beginning of this vehicle text.



1 Pillar, Outer Hinge	R 61131-AA010	s	8.2	231.96
	L 61132-AA010	s	8.2	231.96
2 Reinf, Pillar	R 61108-33903	s	1.5	174.76
	L 61109-33903	s	1.5	174.76
3 Pillar, Inner Hinge	R 61101-33904	s	2.5	104.89
	L 61102-33906	s	2.5	104.89
4 Gusset, Pillar	R 61145-33010		1.0	29.09
	L 61146-33010		1.0	29.09
5 Channel, Drip	R 61261-AA010		37.94	
	L 61262-AA010		37.94	
6 Panel, Outer Side-See Quarter Panel Section				
7 Mldg, Rocker Outer	R 75851-AA010	.3	93.06	
	L 75852-AA010	.3	93.06	

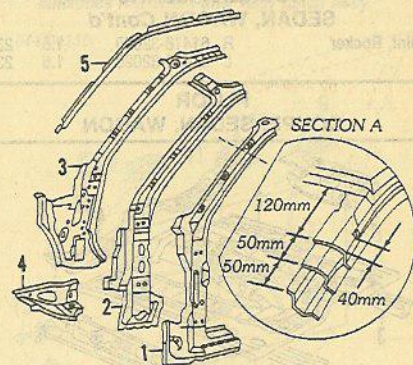
**SHEET METAL/EXTERIOR TRIM
ROCKER/PILLARS
SEDAN, WAGON**

Refinish Hinge Pillar	R/L	1.0
Refinish Center Pillar Assy		
Outer	R/L	2.0
Refinish Center Pillar Section	R/L	1.0
Refinish Rocker Panel Section	R/L	1.5
R&I Outer Rocker Mldg	R/L	.3
Section Hinge Pillar	R/L	7.2
Section Center Pillar	R/L	5.0
Section Rocker Panel	R/L	#7.0

#w/Rear Door Removed, w/Quarter Panel Removed Deduct 1.8

NOTE 1: For sectioning methods, refer to Manufacturer's Body Repair Manual.

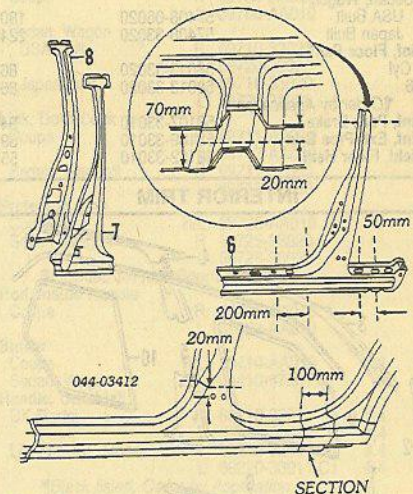
NOTE 2: Refer to Special Cautions Section at the beginning of this vehicle text.



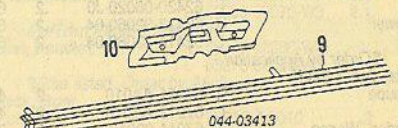
1 Pillar, Outer Hinge	R 61131-32111	s	8.2	230.52
	L 61132-32111	s	8.2	230.52
Bracket, Fender Mtg	R 55168-32010		2.89	
	L 55169-32010		2.89	
2 Reinf, Pillar	R 61108-33903	s	1.5	174.76
	L 61109-33903	s	1.5	174.76
3 Pillar Assy, Inner Hinge				
Right Side	61101-33904	s	2.5	104.89
Left Side				
To 3-92				
4 Cyl	61102-33906	s	2.5	104.89
V6	61102-33905	s	2.5	110.89
From 3-92 (a)	61102-33906	s	2.5	104.89
(a) Order by Application				
4 Gusset, Pillar	R 61145-33010		1.0	29.09
	L 61146-33010		1.0	29.09

Included w/Inner Hinge Pillar Assy

5 Channel, Drip				
Sedan	R 61261-32060		43.41	
	L 61262-32060		43.41	
Wagon	R 61261-06020		43.37	
	L 61262-06020		43.37	



6 Pillar, Center				
Outer	R 61113-32011	s	#10.5	268.48
	L 61114-32011	s	#10.5	268.48
#w/Quarter Panel Removed Deduct 1.8				
7 Reinforcement, Center Pillar				
1992-93				
USA Built	R 61037-33060	s	1.5	114.80
	L 61038-33060	s	1.5	114.80
Japan Built	R 61037-33060	s	1.5	114.80
	L 61038-33060	s	1.5	114.80
1994-96	R 61037-33080	s	1.5	223.29
	L 61038-33080	s	1.5	223.29
8 Pillar, Inner Center	R 61343-33020	s	1.5	91.31
	L 61344-33020	s	1.5	91.31



9 Mldg Assy, Rocker Outer	R 75851-39045	.3	97.63
	L 75852-39045	.3	97.63

Retainer, Moulding				
Natural (3/Side)	R/L 75866-32010		.60	
Yellow	R/L 75866-32020		.86	

Included w/Outer Rocker Moulding Assy

TOYOTA CAMRY 1992-96

ROCKER/PILLARS/FLOOR Cont'd

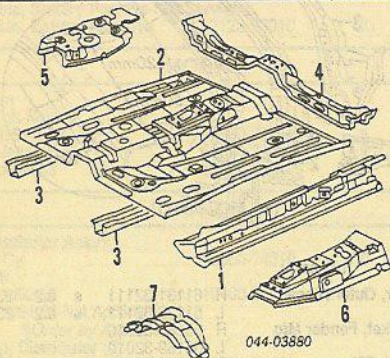
SHEET METAL/EXTERIOR TRIM

ROCKER/PILLARS

SEDAN, WAGON Cont'd

10 Reinf, Rocker	R 61418-32020	1.5	23.66
	L 61419-32020	1.5	23.66

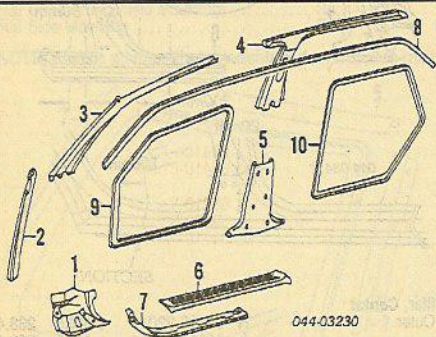
FLOOR COUPE, SEDAN, WAGON



044-03850

1 Panel, Inner Rocker			
1992-93	R 57401-33010	s 4.0	115.92
	L 57402-33010	s 4.0	102.39
1994-96			
USA Built			
Coupe	R 57401-AA010	s 4.0	120.70
	L 57402-AA010	s 4.0	120.70
Sedan, Wagon	R 57401-06050	s 4.0	178.59
	L 57402-06050	s 4.0	174.36
Japan Built	R 57401-33060	s 4.0	177.48
	L 57402-33060	s 4.0	173.28
2 Pan, Front Floor	R/L 58111-33030	s 4.0	518.26
3 Extension, Floor	R/L 57419-33010	s	52.44
4 Crossmember, Floor			
1992-93	57408-33010		133.81
1994-96			
Coupe	57408-33030		N.A.
Sedan, Wagon			
USA Built	57408-06020		180.40
Japan Built	57408-33020		224.18
5 Reinf, Floor Pan†			
4 Cyl	58013-33020		86.17
V6	58013-33020		86.17
†Order by Application			
6 Reinf, Park Brake	58107-33010		94.03
7 Reinf, Exh Pipe Brkt	58189-33010		69.91
Shield, Floor Heat	58152-33010		55.16

INTERIOR TRIM



044-03230

1 Panel, Cowl Trim†			
	R 62101-33020-04	.2	24.84
	L 62102-33020-04	.2	25.55
2 Panel, Door Opng Trim†			
	R 62315-32010-04	.2	16.20
	L 62316-33010-04	.2	16.20
†Order by Application			
3 Garnish, W/S Pillar-See Windshield Section			
Panel, Center Pillar Trim†			
4 Upper			
Sedan	R 62410-33030-04	.2	68.11
	L 62420-33030-04	.2	68.11
Wagon	R 62410-06020-J0	.2	61.86
	L 62420-06020-J0	.2	61.86
5 Lower			
	R 62413-32060-04	.2	64.48
	L 62414-32060-04	.2	64.48
†Order by Application			
6 Plate, Outer Scuff			
Coupe	R 67911-AA010	.2	44.29
	L 67912-AA010	.2	44.29
Sedan, Wagon	R 67911-32010	.2	34.35
	L 67912-32010	.2	34.35
7 Plate, Inner Scuff†			
Coupe	R 67913-AA010-B0	.2	57.37
	L 67914-AA010-B0	.2	57.37
Sedan, Wagon	R 67913-33010-S4	.2	44.30
	L 67914-33010-S4	.2	44.30
†Gray listed, Order by Application			

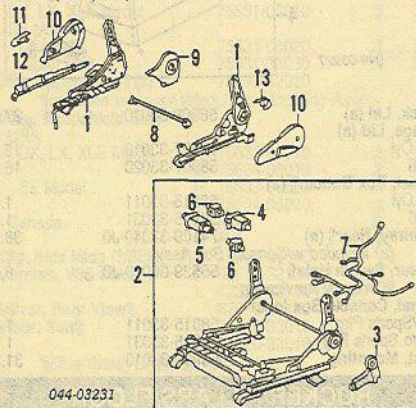
8 W/Strip, Roof Rail-See Roof Section

W/Strip, Door Opening

9 Front			
Coupe	R 62311-AA010	.5	73.07
	L 62312-AA010	.5	73.07
Sedan, Wagon	R 62311-33020	.5	75.34
	L 62312-33020	.5	75.34
10 Rear			
Sedan	R 62331-33020	.5	68.47
	L 62332-33020	.5	68.47
Wagon	R 62331-33060	.5	69.40
	L 62332-33060	.5	69.40

SEAT

R&L Seat Assy			
Front (One Side)	R/L	.4	
Rear (Complete)		.4	



044-03231

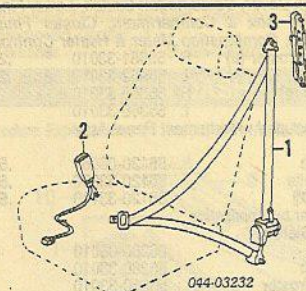
1 Adjuster, Manual Seat†			
Passenger Side	72021-33100	#.7	208.20
Inner	72011-33100	#.7	226.89
Outer			
Driver Side			
Inner	72022-33100	#.7	208.20
Outer	72012-33100	#.7	226.89
#R&R Both One Seat 1.0			
2 Adjuster Assy, Power Seat†	72020-33011		1383.05
†Order by Application			
Motor, Power Seat (a)			
3 Recline	85820-33010	#.7	322.41
4 Raise/Lower (2)	85820-14030	#.7	310.37
5 Forward/Back	85820-50010	#.7	367.59
#R&R Complete			
6 Extension, Motor (a)	R 72205-50020		62.68
	L 72206-22020		106.97
7 Wire Loom, Seat (a)	82167-33020		31.12
(a) Included w/Power Seat Adjuster Assy			
8 Pipe, Recliner			
Coupe	R/L 72345-06030		18.02
Sedan, Wagon	R/L 72345-33020		16.55
Cover, Recliner (a)			
Passenger Side			
Coupe			
Inner	71861-06030-B0		24.90
Outer	71811-06030-B0		36.65
Sedan, Wagon			
Inner	71861-33010-J0		26.21
Outer	71811-33020-04		27.29
Driver Side			
Coupe			
Inner	71862-06030-B0		24.16
Outer	71812-06030-B0		32.19
Sedan, Wagon			
Inner	71862-33010-B0		26.21
Outer	71812-33030-J0		26.21
11 Handle, Recliner (a)			
Passenger Side	72525-33010-04		12.52
Driver Side	72525-33010-04		12.52
12 Shield, Cushion (a)			
Passenger Side			
Coupe	71873-06060-B0	d11.16	
Sedan, Wagon	71873-33020-04	11.75	
Driver Side			
Coupe	71874-06050-B0	14.02	
Sedan, Wagon	71874-33020-04	11.75	
13 Cover, Track Bracket (a)			
Passenger Side	72157-33010-J0	5.03	
Driver Side	72158-33010-J0	5.03	
(a) Order by Application			

SEAT BELTS

FRONT

Illustration Located in Next Column

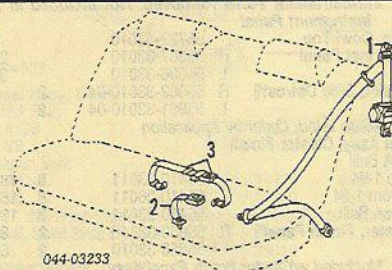
1 Belt, Front Seat†			
Coupe	R 73210-AA010-B2	.8	107.03
	L 73220-AA010-B2	.8	117.70
Sedan, Wagon	R 73210-06010-B0	.8	102.63
	L 73220-06010-B0	.8	102.63



044-03232

2 Buckle, Seat Belt†	R/L 73230-06010-B0	.3	16.37
3 Adjuster, Belt†	R/L 73200-32050-B0	#.2	50.33
†Gray listed, Order by Application			
#w/Trim Removed			

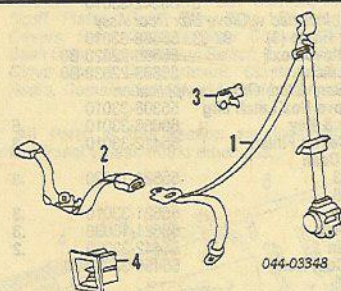
REAR



044-03233

Belt, Rear Seat†			
1 Shoulder Side			
Coupe, Sedan			
USA	R 73360-06010-B0	#.3	102.63
	L 73370-06010-B0	#.3	102.63
Canada	R 73360-33020-03	#.3	106.07
	L 73370-33020-03	#.3	106.07
Wagon	R 73360-06020-B0	#.3	102.63
	L 73370-06020-B0	#.3	102.63
2 Buckle Side			
Coupe, Sedan			
USA	R/L 73380-06010-B0	#.2	16.37
Canada	R 73380-33020-03	#.2	16.91
	L 73480-33030-03	#.2	16.91
Wagon	R/L 73380-06020-B0	#.2	16.37
3 Center			
Coupe, Sedan			
USA	73350-06010-B0	#.2	37.87
Canada	73350-33020-03	#.2	39.14
Wagon	73350-06020-B0	#.2	37.87
†Gray listed, Order by Application			
#w/Rear Seat Removed, R&R All Seat Belts w/Rear Seat Removed .6			

THIRD SEAT WAGON



044-03348

1 Belt, Otr Seat†	R 73560-06020-J0	.8	102.63
	L 73570-06020-J0	.8	102.63
2 Belt, Inner Seat†	73580-06010-J0	.3	27.06
3 Hanger, Shoulder Belt†	73371-16050-J0		3.66
4 Case, Seat Belt†	R 72895-06010-J0		24.21
	L 72896-06010-J0		26.11
†Blue listed, Order by Application			

FRONT DOOR

Use Procedure Explanations 16 and 28 with the following text.

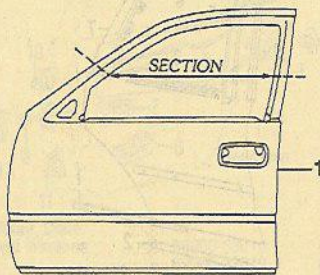
SHEET METAL

Refinish Door Outside			
Coupe	R/L	2.4	
Sedan, Wagon	R/L	2.3	
Add for Jamb & Interior	R/L	1.0	
Add for Jamb	R/L	.5	
R&L Door Assy	R/L	.7	
Add to R&L Door Assy or R&R Door Repair Panel			
w/Power Windows	R/L	.2	
Add to R&R Door Shell			
w/Power Windows	R/L	.5	

Section Door Repair Panel R/L #5.8

#Includes R&L/R&R Door Glass & Mirror

NOTE: For sectioning methods, refer to Manufacturer's Body Repair Manual.



044-03414

1 Shell Assy, Door			
Coupe	R 67001-AA010	#4.5	558.41
	L 67002-AA010	#4.5	558.41
Sedan, Wagon	R 67001-06012	#4.5	621.48
1992-93	L 67002-06012	#4.5	621.48
1994-96	R 67001-06012	#4.5	621.48
	L 67002-06012	#4.5	621.48

#Includes R&L/R&R Mirror

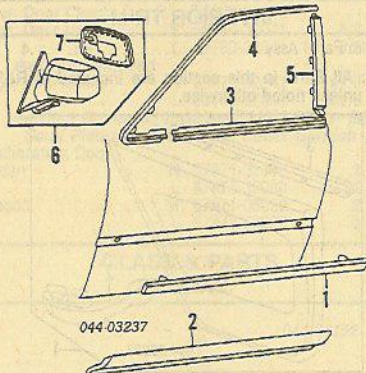
Panel, Door Repair			
Coupe	R 67111-AA010	#6.3	219.54
	L 67112-AA010	#6.3	219.54
Sedan, Wagon	R 67111-06011	#6.3	212.61
	L 67112-06011	#6.3	212.61

#Included w/Door Shell Assy

#Includes R&L/R&R Mirror & Door Glass

EXTERIOR TRIM

R&L Lower Moulding	R/L	#2	
R&L Belt Moulding	R/L	#1.5	
#Includes R&L/R&R Glass & R&L Mirror			
R&L Upper Moulding	R/L	#8	
#Includes R&L Mirror & Trim Panel Assy			
R&L Frame Moulding	R/L	#2	
R&L Mirror	R/L	#6	
#Includes R&L Trim Panel			



044-03237

1 Moulding, Side			
Adhesive Type			
Coupe	R 75731-AA010-C0	#2	66.47
	L 75732-AA010-C0	#2	54.78
Sedan, Wagon	R 75731-33030	#2	59.39
DX Model	L 75732-33030	#2	59.39
LE, XLE, SE Model	R 75731-06010-C1	#2	53.49
	L 75732-06010-C0	#2	86.88

#Black listed, Order by Application

2 Moulding Assy, Lower			
Coupe	R 75735-AA010	#2	60.32
	L 75736-AA010	#2	60.32
Sedan, Wagon	R 75735-06010	#2	168.00
	L 75736-06010	#2	168.29
Retainer, Lower Midg (a)	R/L 75392-32050		3.14
Clip, Lower Moulding (a)			
Coupe	R/L 75396-32030		3.66
Sedan, Wagon	R/L 75396-32120		4.34

3 Moulding Assy, Belt			
Coupe			
DX, LE Model	R 75710-AA010	#2	69.05
	L 75720-AA010	#2	69.05
SE Model	R 75710-AA020	#2	69.05
	L 75720-AA020	#2	69.05
Sedan, Wagon	R 75710-32090	#2	65.10
DX, LE, XLE Model	L 75720-32090	#2	65.10
SE Model	R 75710-33030	#2	62.08
	L 75720-33030	#2	62.08

#w/Mirror & Trim Panel Removed

Clip, Belt Midg Front	R/L 68212-32010		.86
Clip, Belt Midg Center	R/L 68211-32040		.86
Clip, Belt Midg Rear	R/L 75791-32020		.60
#Included w/Belt Moulding Assy			

4 Moulding, Upper			
Coupe			
DX, LE Model	R 75071-AA010	#2	61.61
	L 75072-AA010	#2	61.61
SE Model	R 75071-AA020	#2	61.61
	L 75072-AA020	#2	61.61
Sedan, Wagon	R 75071-32020	#2	41.30
	L 75072-32020	#2	41.30

#w/Mirror Trim Panel Removed

Clip, Upper Midg Corner	R/L 75792-32010		.86
5 Moulding, Frame			
Coupe	R 75755-AA010	#2	119.35
	L 75756-AA010	#2	119.35
Sedan, Wagon	R 75755-32031	#2	99.74
	L 75756-32031	#2	99.74

6 Mirror Assy, Rear View			
Manual	R 87910-06040	#2	64.53
	L 87940-06010	#2	64.53

Power			
USA Built			
Black	R 87910-06030-C0	#2	132.00
	L 87940-06030-C0	#2	132.00
White	R/L 87910-06060-A0	#2	132.00
Japan Built			
Black	R 87910-33040-C0	#2	133.59
	L 87940-33040-C0	#2	133.59
White	R/L 87910-33040-A1	#2	133.59

#Contact Dealer for Correct Pricing per Application & Color

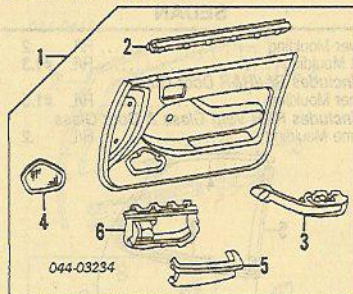
#Black listed, Order by Application

7 Glass, Mirror (a)			
Japan Built	R 87931-33030		31.97
	L 87961-33030		31.97
(a) Included w/Rear View Mirror Assy			

INTERIOR TRIM

R&L Trim Panel Assy R/L .4

NOTE: All Parts in this section are included in R&R Trim Panel unless noted otherwise.



044-03234

1 Panel Assy, Trim			
DX Model	R 67610-33240-04	#7	291.05
	L 67620-33240-04	#7	291.05
LE, SE Model	R 67610-33250-04	#7	500.20
	L 67620-33250-04	#7	620.69
XLE Model	R 67610-33140-04	#7	545.36
	L 67620-33140-04	#7	629.75
2 W/Strip, Inner (a)	R 68170-33020	#1	22.77
	L 68220-33020	#1	22.77

#w/Trim Panel Removed

3 Armrest Assy (a)			
w/Power Windows	R 74210-32060-04	#2	109.09
	L 74220-32070-04	#2	109.09
w/o Power Windows	R 74233-32040-04	#2	35.27
	L 74234-32040-04	#2	35.27

Base, Armrest (a) (b)

w/Power Windows	R 74231-33010-04	#2	11.77
	L 74232-33010-04	#2	13.49
w/o Power Windows	R 74210-32040-04	#2	49.73
	L 74220-32040-04	#2	49.73

(b) Included w/Armrest Assy

4 Grille, Speaker (a)

	R 67651-32040-04	#1	25.69
	L 67652-32040-04	#1	25.69

#Blue listed, Order by Application

(a) Included w/Trim Panel Assy

#w/Trim Panel Removed			
Speaker, Radio			
Number 1			
Coupe, Sedan			
w/Power Window	R 86160-32240	#2	37.79
	L 86160-32250	#2	37.79
w/o Tweeter	R 86160-32340	#2	37.79
	L 86160-32350	#2	37.79
w/o Power Window	R 86160-33030	#2	108.99
	L 86160-33040	#2	108.99
Wagon	R 86160-32340	#2	37.79
	L 86160-32350	#2	37.79
Number 2	R 86160-32240	#2	37.79
	L 86160-32250	#2	37.79

#w/Trim Panel Removed, Not Included in R&R Trim Panel

5 Outer			
	R 67777-32040-04	#2	47.61
	L 67778-32040-04	#2	47.61
6 Inner			
	R 67773-32020-04	#2	50.61
	L 67774-32020-04	#2	50.61

#Blue listed, Order by Application

(a) Included w/Trim Panel Assy

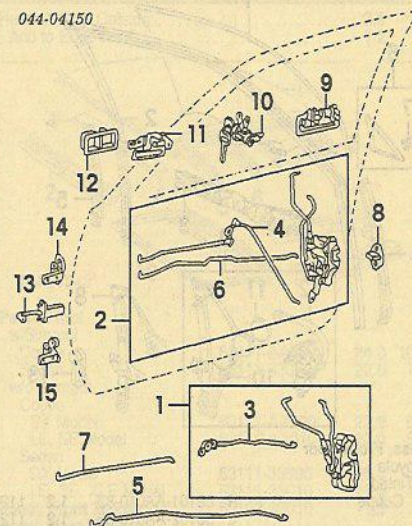
#w/Trim Panel Removed

HARDWARE

Refinish Upper Hinge	R/L	#2	
Refinish Lower Hinge	R/L	#2	
R&L Outside Handle	R/L	#8	

#Includes R&L Trim Panel Assy Latch Assy

044-04150



Latch Assy, Front Door

1 Coupe			
w/Power Windows	R 69030-AA010	#3	434.33
	L 69040-AA010	#3	356.56
w/o Power Windows	R 69310-AA010	#3	119.62
	L 69320-AA010	#3	119.62

2 Sedan, Wagon			
w/Power Windows	R 69030-33020	#3	382.68
	L 69040-33020	#3	382.68
w/o Power Windows	R 69310-33020	#3	111.20
	L 69320-33020	#3	111.20

#w/Trim Panel & Glass Removed

Link, Door Open			
Coupe	R 69750-AA010		9.04
	L 69760-AA010		10.05

4 Sedan, Wagon			
USA Built	R 69710-33020		6.26
	L 69720-33020		6.26
Japan Built	R 69710-33020		6.26
	L 69720-33020		6.26

Link, Door Lock			
Coupe	R 69711-AA010		7.35
	L 69712-AA010		7.35
Sedan, Wagon	R 69711-32060		6.69
	L 69712-32060		6.69

Protector, Link			
Coupe	R/L 69725-AA010		6.61
Sedan, Wagon	R 69725-33020		10.15
	L 69726-33020		10.15

#Included w/Front Door Latch Assy

7 Rod, Inside Handle			
Coupe	R 69731-AA010		6.30
	L 69732-AA010		6.30

8 Striker			
Coupe	R/L 69410-AA010	#2	11.31
Sedan, Wagon	R/L 69410-87001	#2	9.55

9 Handle, Outside			
DX Model	R 69210-33010	#4	73.25
	L 69220-33020	#4	73.25
LE, XLE, SE Model	R 69210-32091-C1	#4	73.54
	L 69220-33011-C1	#4	73.54

#Black listed, Order by Application

10 Cylinder w/Key			
	R 69051-33010	#4	41.51
	L 69052-33020	#4	61.12

#R&R One Side Complete, w/Trim Panel Removed

Weatherstrip Assy, Door			
Coupe	R 67861-AA010	#3	18.08
	L 67862-AA010	#3	18.08
Sedan, Wagon	R 67861-32130	#2	11.84
	L 67862-32130	#2	11.84

Retainer, W/Strip (4/Side)			
USA Built	R 67867-22020		1.29
	L 67867-22020		1.29
Japan Built	R 67867-22020		1.29
	L 67867-12150		1.86

#Included w/Door Weatherstrip Assy

11 Handle, Inside			
	R 69205-32070-W3	#1	28.75
	L 69206-32070-W3	#1	28.75

#w/Trim Panel Removed

12 Bezel, Handle			
	R 69277-32060-W3		10.17
	L 69278-32060-W3		10.17

#Blue listed, Order by Application

13 Check, Door			
Coupe	R 68610-AA010	#2	53.12
	L 68620-AA010	#2	53.12
Sedan, Wagon	R 68610-33011	#2	53.12
	L 68620-33011	#2	53.12

14 Hinge, Upper			
	R 68710-32040	#2	33.15
	L 68720-32040	#2	33.15

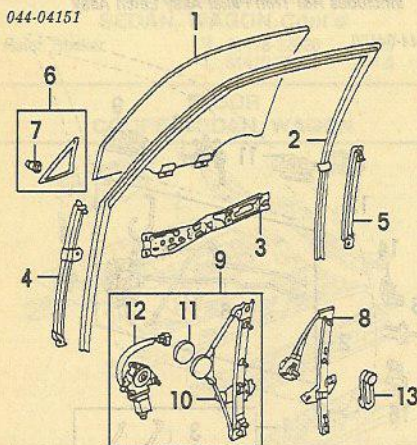
15 Hinge, Lower			
	R/L 68730-32030	#2	33.15

#w/Door Removed

TOYOTA CAMRY 1992-96

FRONT DOOR Cont'd

GLASS & PARTS



1 Glass, Front Door

Toyota			
Tinted			
Coupe	R 68101-AA010-83	1.2	112.21
	L 68102-AA010-83	1.2	112.21
Sedan, Wagon	R 68101-06010-83	1.2	86.88
	L 68102-06010-83	1.2	86.88
Bronze			
Coupe	R 68101-AA020-83	1.2	130.86
	L 68102-AA020-83	1.2	130.86
Sedan, Wagon	R 68101-06020-83	1.2	101.34
	L 68102-06020-83	1.2	101.34

NAGS			
Coupe	R/L FD05315-6ZTN	1.2	N.A.
Bronze	R/L FD05315-6BTN	1.2	N.A.
Blue			
Sedan, Wagon	R/L FD04512-3BTY	1.2	N.A.
Blue	R/L FD04512-3ZTY	1.2	283.75
Bronze	R/L FD04512-3GTY	1.2	246.35
Green			

2 Run, Glass

Coupe	R 68141-AA010	72.33	
	L 68151-AA010	72.33	
Sedan, Wagon	R 68141-32090	81.65	
	L 68151-32030	81.65	

3 Frame, Door Upper

	R 67411-32040	33.15	
	L 67412-32040	33.15	

4 Frame, Upper Front

	R 67401-32110	34.35	
	L 67402-32110	34.35	

5 Frame, Upper Rear

Coupe	R 67403-AA010	32.74	
	L 67404-AA010	32.74	
Sedan, Wagon	R 67403-32060	28.21	
	L 67404-32060	28.21	

6 Garnish Assy, Frame Brkt

Coupe	R 67491-33010	18.52	
	L 67492-33010	18.52	
Sedan, Wagon	R 67491-32100	18.52	
	L 67492-32100	18.52	

¶Order by Application

7 Retainer, Garnish (a)			
4/Side	R/L 67499-30020	1.20	
(a) Included w/Frame Bracket Garnish Assy			

8 Regulator, Manual

Coupe	R 69810-AA010	#1.0	98.43
	L 69820-AA010	#1.0	98.43
Sedan, Wagon	R 69810-32100	#1.0	68.99
	L 69820-32090	#1.0	68.99

#w/Glass Removed .2

9 Regulator Assy, Power			
1992-94	R 69810-32110	#1.0	317.76
	L 69820-32110	#1.0	317.76
1995-96	R 69810-06021	#1.0	350.26
	L 69820-06021	#1.0	350.26

#w/Glass Removed .3

10 Regulator, Power (a)	R 69801-06011	#1.3	92.06
	L 69802-06011	#1.3	92.06

¶Order by Application

#w/Glass Removed .5

11 Plate, Regulator (a)	R/L 69811-32040	4.17	
12 Motor, Regulator (a)-Serviced w/Pwr Regulator Assy			
(a) Included w/Power Regulator Assy			
13 Handle, Regulator	R/L 69260-22030-W3	.1	12.04

¶Blue listed, Order by Application

REAR DOOR

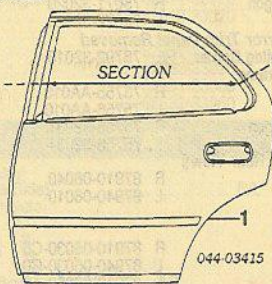
Use Procedure Explanations 16 and 28 with the following text.

SHEET METAL

Refinish Door Outside	R/L	2.2
Add for Jamb & Interior	R/L	1.0
Add for Jamb	R/L	.5
R&L Door Assy	R/L	.5
Add to R&L Door Assy or R&R Door Repair Panel		
w/Power Windows	R/L	.2

Add to R&R Door Shell			
w/Power Windows	R/L	.5	
Section Door Repair Panel	R/L	5.0	

NOTE: For sectioning methods, refer to Manufacturer's Body Repair Manual.



1 Shell Assy, Door

Sedan			
USA Built	R 67003-06011	4.5	514.23
	L 67004-06011	4.5	514.23
Japan Built	92-93 R 67003-06011	4.5	514.23
	L 67004-06011	4.5	514.23
	94-96 R 67003-33031	4.5	526.35
	L 67004-33031	4.5	526.35
Wagon	R 67003-06021	4.5	514.23
	L 67004-06021	4.5	514.23

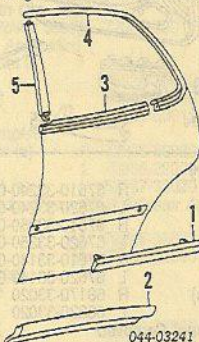
Panel, Door Repair

Sedan	R 67113-06011	5.5	178.36
	L 67114-06011	5.5	183.55
Wagon	R 67114-06031	5.5	183.55
	L 67114-06031	5.5	183.55

¶Included w/Door Shell Assy

EXTERIOR TRIM SEDAN

R&L Lower Moulding	R/L	.2
R&L Belt Moulding	R/L	#1.3
#Includes R&R Door Glass		
R&L Upper Moulding	R/L	#1.5
#Includes R&R Vent Glass & Door Glass		
R&L Frame Moulding	R/L	.2



1 Moulding, Side

Adhesive Type			
DX Model	R 75741-33030	.2	50.01
	L 75742-33030	.2	50.01
LE, XLE, SE	R 75741-06010-C1	.2	66.47
	L 75742-06010-C1	.2	66.47

¶Black listed, Order by Application

2 Moulding Assy, Lower

	R 75746-06010	.2	112.18
	L 75746-06010	.2	112.18
Clip, Lower Moulding (a)	R/L 75396-32030	3.66	
Retainer, Lower Mldg (a)	R/L 75392-32050	3.14	
(a) Included w/Lower Moulding Assy			

3 Mldg Assy, Belt

To 2-92	R 75730-32100	#.2	51.53
	L 75740-32100	#.2	51.53
From 2-92	R 75730-33030	#.2	57.27
	L 75740-33030	#.2	57.27

#w/Trim Panel Assy Removed

Clip, Belt Mldg Front	R/L 75791-32020	.60	
Clip, Belt Mldg Rear	R/L 68212-32010	.86	
(a) Included w/Belt Moulding Assy			

4 Mldg, Upper

To 2-92	R 75075-32020	#.2	41.30
	L 75076-32020	#.2	41.30
From 2-92	R 75075-33020	#.2	41.30
	L 75076-33020	#.2	41.30

#w/Vent Glass Removed

5 Mldg Assy, Frame

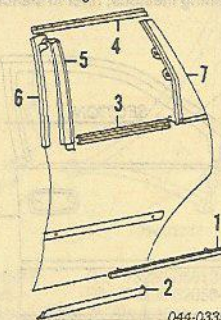
	R 75707-32012	.2	116.60
	L 75708-32012	.2	116.60
W/Strip, Frame (a)	R 67887-32040	11.66	
	L 67888-32040	11.84	

(a) Included w/Frame Moulding Assy

EXTERIOR TRIM WAGON

R&L Lower Moulding	R/L	.2
R&L Belt Moulding	R/L	#.6
#Includes R&L Trim Panel Assy		

R&L Upper Moulding	R/L	.2
R&L Frame Front Moulding	R/L	.2
R&L Frame Rear Moulding	R/L	.2



1 Moulding, Side

Adhesive Type			
DX Model	R 75741-33030	.2	50.01
	L 75742-33030	.2	50.01
LE, XLE Model	R 75741-06010-J2	.2	66.47
	L 75742-06010-J2	.2	66.47

¶Light Blue listed, Order by Application

2 Moulding Assy, Lower

	R 75745-06010	.2	112.18
	L 75746-06010	.2	112.18
Clip, Lower Moulding (a)	R/L 75396-32030	3.66	
Retainer, Lower Mldg (a)	R/L 75392-32050	3.14	
(a) Included w/Lower Moulding Assy			

3 Moulding Assy, Belt

	R 75730-06020	#.2	65.19
	L 75740-06020	#.2	65.19
#w/Trim Panel Assy Removed			
Clip, Belt Mldg Front	R/L 75791-32020	.60	
Clip, Belt Mldg Center	R/L 68211-32040	.86	
Clip, Belt Mldg Rear	R/L 68212-06020	.83	

¶Included w/Belt Moulding Assy

4 Moulding, Upper

	R 75075-06020	.2	33.36
	L 75076-06020	.2	33.36
5 Mldg Assy, Frame Front (a)	R 75707-32012	.2	116.60
	L 75708-32012	.2	116.60

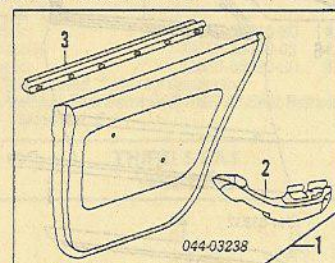
6 W/Strip, Frame (a)

	R 67887-32040	11.66	
	L 67888-32040	11.84	
(a) Included w/Frame Moulding Assy			
7 Moulding, Frame Rear	R 75765-33010	.2	161.82
	L 75766-33010	.2	161.82

INTERIOR TRIM

R&L Trim Panel Assy	R/L	.4
---------------------	-----	----

NOTE: All Parts in this section are included in R&R Trim Panel unless noted otherwise.



1 Panel Assy, Trim

DX Model	R 67630-33110-04	.6	212.72
	L 67640-33110-04	.6	212.72
LE, SE Model	R 67630-33120-04	.6	382.68
	L 67640-33120-04	.6	382.68

XLE Model

w/Leather Seats	R 67630-33140-04	.6	581.54
	L 67640-33140-04	.6	581.54
w/o Leather Seats	R 67630-33130-04	.6	394.74
	L 67640-33130-04	.6	394.74

2 Armrest Assy (a)

w/Power Windows	R 74250-32050-04	.2	109.09
	L 74260-32050-04	.2	109.09
w/o Power Windows	R 74273-32040-04	.2	38.90
	L 74274-32040-04	.2	38.90

Base, Armrest (a) (b)

w/Power Windows	R 74271-32030-04	.2	9.06
	L 74272-32030-04	.2	9.06
w/o Power Window	R 74271-32040-04	.2	9.06
Upper	R 74272-32040-04	.2	9.06
Lower	R 74250-32030-04	.2	49.73
	L 74260-32030-04	.2	49.73

¶Blue listed, Order by Application

(b) Included w/Armrest Assy

3 Weatherstrip, Inner (a)

Sedan	R 68190-06050	.2	25.60
	L 68240-33020	.2	26.46
Wagon	R/L 68190-06020	.2	22.04

(a) Included w/Trim Panel Assy

HARDWARE

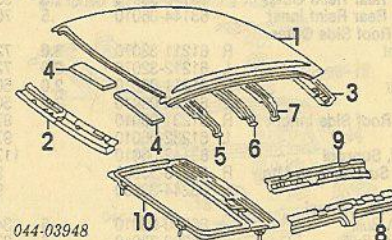
Refinish Upper Hinge	R/L	.2
Refinish Lower Hinge	R/L	.2
R&L Outside Handle	R/L	#1.1
#Includes R&L Trim Panel & R&L/R&R Latch		

ROOF

Use Procedure Explanations 17 and 28 with the following text.

COUPE, SEDAN

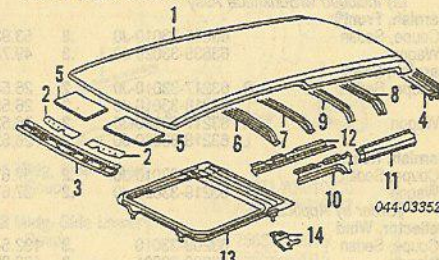
Refinish Roof Outside.....	2.6
Add to Edge Roof.....	1.2



1 Panel, Roof w/Sunroof	63111-AA020	24.0	1043.58
Sedan	63111-33020	22.0	742.79
w/o Sunroof			
Coupe			
DX Model	63111-AA900	22.0	674.31
LE, SE Model	63111-AA010	22.0	674.31
Sedan			
DX Model	63111-33900	20.0	479.86
LE, SE, XLE Model	63111-33010	20.0	479.86
2 Panel, Front Header	63102-33010	1.5	45.84
3 Panel, Rear Header			
Coupe	63133-AA900	1.5	42.16
Sedan	63133-33010	1.5	43.41
4 Damper, Header	R/L 63126-32010		13.66
5 Bow, Front Reinforcement			
Coupe	63143-AA010	.5	34.57
Sedan	63143-33010	.5	22.84
6 Bow, Center Reinf	63141-33011	.5	39.81
7 Bow, Rear Reinf			
Coupe	63144-AA010	.5	42.16
Sedan			
w/Sunroof	63144-33030	.5	42.21
w/o Sunroof	63144-33010	.5	24.55
8 Rail, Roof Side Outer			
Coupe	R 61211-AA010	2.5	55.21
Sedan	L 61212-AA010	2.5	55.21
	R 61211-32070	2.5	72.33
	L 61212-32070	2.5	72.33
9 Rail, Roof Side Inner			
Coupe	R 61231-AA900	2.0	58.84
Sedan	L 61232-AA900	2.0	58.84
	R 61231-33010	2.0	84.97
	L 61232-33010	2.0	84.97
10 Reinf, Sunroof	63142-33900		127.15
Brkt, Sunroof Hsg Mtg	R 63243-33010		5.80
	L 63244-33010		5.80
Antenna, Manual			
USA Built	86300-06010	.5	34.92
Japan Built	86300-33010	.5	37.59
Headliner			
w/Sunroof	63310-33020-J0	2.5	690.03
w/o Sunroof	63310-33040-04	2.0	690.03
Grip, Assist	74610-22070-J0	.2	23.46
Hanger, Coat	R/L 74631-22030-04	.2	1.83
Order by Application			
W/Strip, Roof Side			
Coupe	R 62381-AA010	.5	59.62
Sedan	L 62382-AA010	.5	59.62
	R 62381-32040	.5	61.62
	L 62382-32040	.5	61.62

WAGON

Refinish Roof Outside.....	3.0
Add to Edge.....	1.2



1 Panel, Roof w/Sunroof			
To 10-94	63111-06050	24.5	1043.58
From 10-94	63111-06190	24.5	1043.58
w/o Sunroof			
DX Model	92-94 63111-06909	22.0	674.31
	95-96 63111-06909	22.0	674.31
LE Model			
To 10-94	63111-06180	22.0	674.31
From 10-94	63111-06180	22.0	674.31
2 Pad, Silencer	R 63342-33010		66.74
	L 63345-33010		66.81

#Includes R&I Trim Panel

2 Glass, Rear Vent			
Toyota			
Tinted	R 68123-32010	#.2	43.86
	L 68124-32010	#.2	43.86
Bronze	R 68123-32020	#.2	46.62
	L 68124-32020	#.2	46.62
NAGS			
Blue	R/L FV04516-7BTN	#.2	111.40
Bronze	R/L FV04516-7ZTN	#.2	122.75
Green	R/L FV04516-7GTN	#.2	111.40
3 W/Strip, Vent Glass	R 68188-32011	#.2	24.98
	L 68189-32011	#.2	24.98

#R&R Complete, w/Door Glass Removed

4 Run, Glass	R 68142-32060		62.68
	L 68152-32020		62.68
5 Bar, Division	R 67407-32060	#.2	38.90
	L 67408-32060	#.2	38.90

#w/Trim Panel Removed

6 Brkt, Door Frame	R/L 67497-32010		.97
7 Frame, Upper Door	R 67421-32050		23.15
	L 67422-32050		23.15
8 Regulator, Manual	R 69830-32080	#1.0	68.99
	L 69840-32080	#1.0	68.99

#w/Glass Removed .2

9 Regulator Assy, Power	R 69830-32090	#1.1	260.90
	L 69840-32090	#1.1	260.90

#w/Glass Removed .3

10 Regulator Assy	R 69803-32050	#1.3	68.99
	L 69804-06010	#1.3	98.43

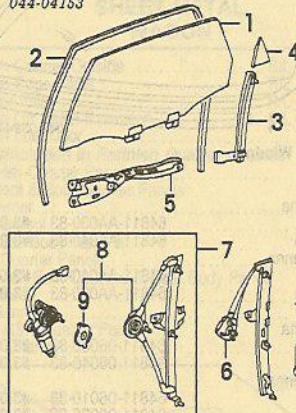
#w/Glass Removed .5

11 Plate, Regulator	(a) R/L 69813-32040		4.12
	(b) Included w/Power Regulator Assy		
(a) Included w/Regulator Assy			
12 Handle, Regulator	R/L 69260-22030-W3	.1	12.04

Blue listed, Order by Application

GLASS & PARTS WAGON

044-04153



1 Glass, Rear Door			
Toyota			
Bronze	R 68103-06040-83	#1.1	99.67
	L 68104-06040-83	#1.1	99.67
Tinted	R 68103-06030-83	#1.1	94.86
	L 68104-06030-83	#1.1	94.86
NAGS			
Bronze	R FD04659ZTY	#1.1	208.75
	L FD04660ZTY	#1.1	208.75
Green	R FD04659GTY	#1.1	204.85
	L FD04660GTY	#1.1	204.85

#Includes R&I Trim Panel

2 Run, Glass	R 68142-33010		81.65
	L 68152-33010		81.65
3 Guide, Glass Rear	R 67407-06010		28.56
	L 67408-06010		28.56
4 Garnish Assy, Rear Guide	R 67487-06010		22.14
	L 67488-06010		22.14
Retainer, Garnish	R/L 67499-30020		1.20

#Included w/Rear Guide Garnish Assy

5 Frame, Door Upper	R 67421-32050		23.15
	L 67422-32050		23.15
6 Regulator, Manual	R 69830-06030	#1.0	80.17
	L 69840-06030	#1.0	80.17

#w/Glass Removed Deduct .8

7 Regulator Assy, Power	R 69830-06040	#1.1	351.12
	L 69840-06040	#1.1	351.12

#w/Glass Removed Deduct .8

8 Regulator Assy	R 69803-32050	#1.3	68.99
	L 69804-06010	#1.3	98.43

#w/Glass Removed Deduct .8

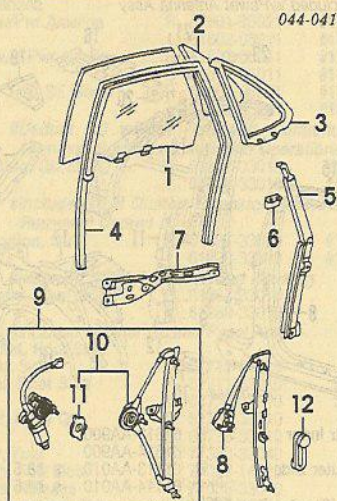
9 Plate, Regulator	(a) R/L 69813-32040		4.12
	(b) Included w/Power Regulator Assy		
(a) Included w/Regulator			
10 Handle Assy, Regulator	R/L 69260-22030-W3	.1	12.04

Blue listed, Order by Application

Ring, Snap	(a) R/L 90520-01274		.83
	(b) Included w/Regulator Handle Assy		
Plate, Regulator Handle	R/L 69268-03010		.83

GLASS & PARTS SEDAN

044-04152



1 Glass, Door			
Toyota			
Tinted	R 68103-32110	#1.1	74.84
	L 68104-32110	#1.1	74.84
Bronze	R 68103-32120	#1.1	93.82
	L 68104-32120	#1.1	93.82
NAGS			
Blue	R/L FD04514-5BTY	#1.1	N.A.
Bronze	R/L FD04514-5ZTY	#1.1	240.05
Green	R/L FD04514-5GTY	#1.1	212.15

ROOF Cont'd

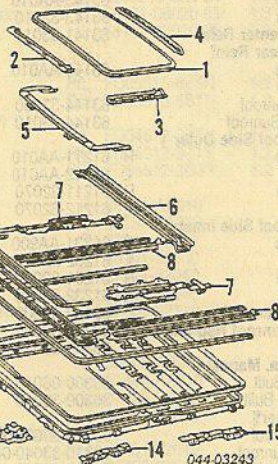
WAGON Cont'd

3 Panel, Front Header	63102-33010	1.5	45.84
4 Panel, Rear Header	63105-06900	1.5	101.57
5 Damper, Header	R/L 63126-32010		13.66
6 Bow, Front Reinf	63143-33010	.5	22.84
7 Bow, Center Reinf	63141-06010	.5	65.19
8 Bow, Rear Reinf Outer	63148-06010	.5	55.82
9 Bow, Rear Reinf Inner	63144-06010	.5	70.97
10 Front	R 61211-32070	2.0	72.33
	L 61212-32070	2.0	72.33
11 Rear	R 61211-06010	2.0	50.64
	L 61212-06010	2.0	50.64
12 Rail, Roof Side Inner	R 61231-06010		97.63
	L 61232-06010		97.63
13 Reinf, Sunroof	63142-06010		117.94
14 Brkt, Sunroof Hsg Mtg	R 63243-33030		9.15
	L 63244-33030		9.15
Antenna, Manual			
USA Built	86300-06010	.5	34.92
Japan Built	86300-33010	.5	37.59
Antenna, Power-See Quarter Panel Section			
Headliner			
w/Sunroof	63310-06120-JO	3.0	879.24
w/o Sunroof	63310-06040-JO	2.5	879.24
Trim, Headliner Rear	63305-06010-JO		90.99
Grip, Assist (3)	74610-22070-JO		23.46
Grip, Assist Rear	74610-16020-JO		11.57
Hanger, Coat	R/L 74631-32010-JO		4.34
*Blue listed, Order by Application			
W/Strip, Roof Side	R 62381-06020		66.25
	L 62382-06020		66.25

SUNROOF

O/H Sunroof 5.0

NOTE: All Parts in this section are included in overhaul unless noted otherwise.



1 Glass, Sunroof			
Coupe, Sedan			
Tinted	63201-06010-83	#1.6	663.34
Bronze	63201-06020-83	#1.6	663.34
Wagon			
Tinted	63201-06030-83	#1.6	654.55
Bronze	63201-06040-83	#1.6	654.55
*Includes R&R Motor Assy			
Sunshade Assy			
Coupe, Sedan	63306-33020-JO	2.0	367.59
Wagon	63306-33030-JO	2.0	340.71
Knob, Sunshade (a)	63328-22010-JO		2.54
(a) Included w/Sunshade Assy			
2 Garnish, Front			
Coupe, Sedan	63635-33010-JO	.3	53.93
Wagon	63635-33020-JO	.3	49.73
3 Garnish, Side			
Coupe, Sedan	R 63217-33010-JO	.2	26.55
	L 63218-33010-JO	.2	26.55
Wagon	R 63217-33020-JO	.2	26.52
	L 63218-33020-JO	.2	26.52
4 Garnish, Rear			
Coupe, Sedan	63219-33010-JO	.2	37.67
Wagon	63219-33020-JO	.2	37.67
*Order by Application			
5 Deflector, Wind			
Coupe, Sedan	63209-33010	.3	192.54
Wagon	63209-33021	.3	183.22
6 Channel, Rear Drip			
Coupe, Sedan	63214-33010	IOH	34.67
Wagon	63214-32040	IOH	32.84
7 Cable, Drive	R 63223-32030	1.0	183.22
	L 63224-32030	1.0	183.22
8 Rail, Guide	R 63207-33020	IOH	104.57
	L 63208-33020	IOH	104.57
*Add'l Parts &/or Dealer Contact Required			
Stopper, Guide Rail Otr	R 63625-33011	IOH	12.49
	L 63626-33011	IOH	12.49
Stopper, Guide Rail Inr	R 63227-20010	IOH	1.89
	L 63228-20010	IOH	1.89

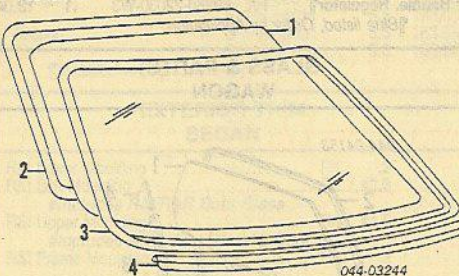
9 Casing, Cable			
Coupe, Sedan	63221-33010	IOH	151.87
Wagon	63221-33020	IOH	145.53
10 Seal, Guide Rail			
Coupe, Sedan	63699-33010	IOH	17.03
Wagon	63699-32030	IOH	16.78
11 W/Strip, Housing			
Coupe, Sedan	63252-33010	IOH	24.46
Wagon	63252-33020	IOH	24.46
12 Housing, Sunroof			
Coupe, Sedan	63203-33010	IOH	322.41
Wagon	63203-33020	IOH	307.37
13 Motor, Sunroof	63260-32023	1.0	205.20
Brkt, Sunroof Mounting			
Front			
Coupe, Sedan	R 63241-32010	IOH	22.72
	L 63242-32010	IOH	22.72
Wagon	R 63241-33010	IOH	25.66
	L 63242-33010	IOH	25.66
15 Rear			
Coupe, Sedan	R 63245-32010	IOH	22.72
	L 63246-32010	IOH	22.72
Wagon	R 63245-33010	IOH	22.72
	L 63246-33010	IOH	22.72

BACK WINDOW

Use Procedure Explanation 19 with the following text.

R&I Back Window	#3.3
*Includes Clean Up Old Adhesive as Necessary	
R&I Lower Back Window Moulding	.2

NOTE: Toyota advises that dam and upper moulding are not reusable.



1 Glass, Back Window			
Toyota			
Coupe			
w/Antenna			
Tinted	64811-AA030-83	#3.0	221.88
Bronze	64811-AA040-83	#3.0	231.33
w/o Antenna			
Tinted	64811-AA010-83	#3.0	208.23
Bronze	64811-AA020-83	#3.0	217.56
Sedan			
w/Antenna			
Tinted	64811-06030-83	#3.0	478.76
Bronze	64811-06040-83	#3.0	528.99
w/o Antenna			
Tinted	64811-06010-83	#3.0	433.34
Bronze	64811-06020-83	#3.0	483.62
NAGS			
Coupe			
w/Antenna	FB05320BTN	#3.0	620.65
w/o Antenna	FB05319BTN	#3.0	611.60
Sedan			
w/Antenna			
Blue	FB04519BTN	#3.0	894.35
Bronze	FB04519ZTN	#3.0	980.50
Green	FB04519GTN	#3.0	894.35
w/o Antenna			
Blue	FB04518BTN	#3.0	955.15
Bronze	FB04518ZTN	#3.0	988.70
Green	FB04518GTN	#3.0	955.15
*Includes Clean Up Old Adhesive as Necessary			
Spacer, Glass	64819-33010		1.34
2 Dam, Back Window	04562-12010		32.84
3 Retainer, Glass	R/L 56114-20010		.43
4 Mldg, Back Window			
Upper			
Coupe			
DX, LE Model	75571-AA010		48.64
SE Model	75571-AA020		58.66
Sedan			
DX, LE, XLE Model	75571-33010		56.67
SE Model	75571-33040		80.45
Lower	75575-33010	.2	65.10
Clip, Mldg (7)	75497-32060		3.14

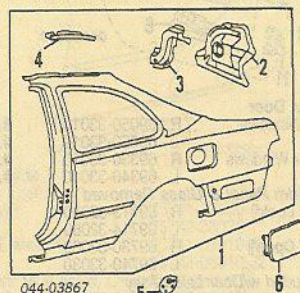
QUARTER PANEL

Use Procedure Explanations 20 and 28 with the following text.

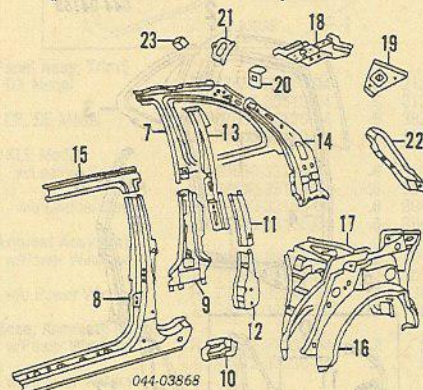
SHEET METAL COUPE

Refinish Quarter Outside	R/L	2.5
Add to Edge Panel	R/L	.5
Add for Pillar	R/L	.5
Refinish Outer Side Panel	R/L	2.2
Refinish Fuel Door		#.4
*Included in Refinish Quarter Outside		

R&R Both Quarter Panels			32.3
R&R Roof & Both Quarter Panels			48.5
w/Sunroof			46.5
w/o Sunroof			
R&R Rear Body Panel & Both Quarter Panels			33.8
R&R Roof, Both Quarters & Rear Body Panel			50.0
w/Sunroof			48.0
w/o Sunroof			
Add to R&R Quarter Panel			.2
w/CD Changer			.3
To R&I Back Glass			R/L 5.0
R&R Rocker Panel			



1 Panel Assy, Outer Quarter			
DX Model			
USA	R 61601-AA010	#18.5	328.87
	L 61602-AA010	#19.0	328.87
Canada	R 61601-AA020	#18.5	328.87
	L 61602-AA010	#19.0	328.87
LE, SE Model	R 61601-AA020	#18.5	328.87
	L 61602-AA010	#19.0	328.87
*w/CD Changer Right Side Add .3, Deduct 5.4 w/Door Removed, Deduction Includes Common Surfaces & Included Operations			
2 Housing, Qtr End			
	R 61697-33012	#1.5	42.81
	L 61698-33012	#1.5	42.81
*Included in R&R Quarter Panel, Includes R&R Quarter Extension, Deduct .5 w/ Rear Body Panel Removed			
3 Extension, Qtr			
	R 61627-33010	#1.0	20.89
	L 61628-33010	#1.0	20.89
*Included in R&R Quarter Panel & End Housing			
4 Channel, Rear Drip			
	R 61267-33010		22.81
	L 61268-33010		22.81
*Included w/Outer Quarter Panel Assy			
5 Reinf, Inner Qtr			
	R 61737-33010		9.15
	L 61738-33010		9.15
6 Door, Fuel			
Latch, Fuel Door	77350-AA010	.3	41.61
Cable, Release	77037-06010	.3	13.25
Antenna Assy, Power	77035-33010	.9	26.24
Relay, Antenna	86300-06021	.5	184.80
USA Built	85914-06010		65.80
Japan Built	85914-33010		149.79
Ornament, Antenna			
USA Built	86392-06020		10.38
Japan Built	86392-33040		10.66
Nut, Antenna			
Chrome	86396-06010		7.44
Gold	00577-50396		31.65
Mast, Antenna	86337-32200		28.32
*Included w/Power Antenna Assy			

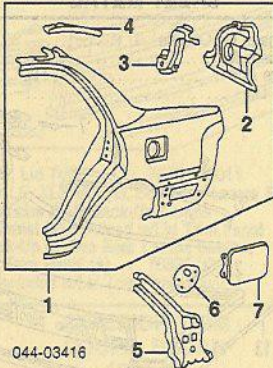


7 Panel, Qtr Inner			
	R 61613-AA900		108.56
	L 61614-AA900		108.56
8 Panel, Outer Side			
	R 61113-AA010	s #8.5	87.94
	L 61114-AA010	s #8.5	87.94
*w/Quarter Panel Removed			
9 Pillar, Center Inner			
	R 61343-AA900	2.0	91.88
	L 61344-AA900	2.0	91.88
10 Ext, Inner Pillar			
	R 61385-AA010		17.19
	L 61386-AA010		17.19
11 Reinf, Pillar Upper			
	R 61321-AA010		46.05
	L 61322-AA010		46.05
12 Reinf, Pillar Lower			
	R 61305-AA010	#2.0	138.10
	L 61306-AA010	#2.0	138.10
*w/Quarter Panel Removed			
13 Reinf, Belt Anchor			
	R 61347-AA010		45.41
	L 61348-AA010		45.41

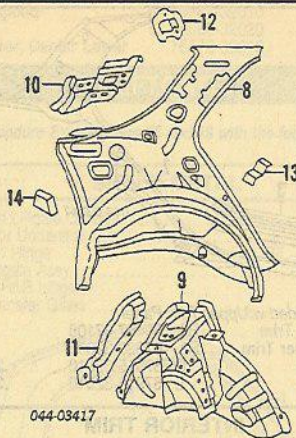
14 Panel, Roof Side	R 61711-AA900	#2.0	56.47
	L 61712-AA900	#2.0	56.47
#w/Quarter Panel Removed			
15 Panel, Roof Side-See Roof Section			
16 Wheelhouse, Outer	R 61631-AA010	3.0	168.29
	L 61632-AA010	3.0	134.90
17 Wheelhouse, Inner	R 61603-33080	s 3.0	213.95
	L 61604-33090	s 3.0	213.95
18 Reinf, Upper Back	R 64116-33010		16.98
	L 64117-33010		16.98
19 Reinf, Rear Belt Anchor	R 61764-AA010		36.95
	L 61765-AA010		36.95
20 Brkt, Upper Back	R 64125-33010		12.72
	L 64126-33010		12.72
21 Cover, Roof Side	R 61815-AA010		6.12
	L 61816-AA010		6.12
22 Seal, Qtr Panel			21.23
Vent, Quarter (Left Only)	62940-32030		47.61
23 Silencer, Qtr Vent (2)	62939-32020		7.92

SHEET METAL SEDAN

Refinish Quarter Outside	R/L	2.4
Add to Edge Panel	R/L	.5
Add for Pillar	R/L	.5
Refinish Fuel Door		#.4
#Included in Refinish Quarter Outside		
Refinish End Housing	R/L	.5
R&R Both Quarter Panels		30.1
R&R Roof & Both Quarter Panels		
w/Sunroof		45.1
w/o Sunroof		43.1
R&R Rear Body Panel & Both Quarter Panels		31.6
R&R Roof, Both Quarters & Rear Body Panel		
w/Sunroof		46.6
w/o Sunroof		44.6
Add to R&R Quarter Panel		
w/CD Changer		.3
To R&L Back Glass		.3



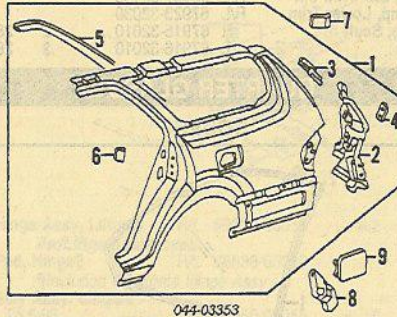
1 Panel Assy, Outer Quarter			
DX Model			
USA	R 61601-06011	#17.5	420.23
	L 61602-06011	#18.0	420.23
Canada			
w/Pwr Antenna	R 61601-06021	#17.5	420.23
	L 61602-06011	#18.0	420.23
w/o Pwr Antenna	R 61601-06011	#17.5	420.23
	L 61602-06011	#18.0	420.23
LE, XLE, SE Model	R 61601-06021	#17.5	420.23
	L 61602-06011	#18.0	420.23
#Deduct 5.0 w/Roof Removed, Deduction Includes Common Surfaces & Included Operations			
2 Housing, Qtr End	R 61697-33012	#1.5	42.81
	L 61698-33012	#1.5	42.81
#Includes R&R Quarter Extension, w/Rear Body Panel Removed Deduct .5			
3 Extension, Qtr	R 61627-33010	#1.0	20.89
	L 61628-33010	#1.0	20.89
#Included in R&R Quarter End Housing			
4 Channel, Rear Drip	R 61267-33010		22.81
	L 61268-33010		22.81
#Included w/Outer Quarter Panel Assy			
Bracket, Roof Side			
Right Side	61719-33010		4.12
5 Panel, Roof Side	R 61711-33010	2.0	62.03
	L 61712-33010	2.0	62.03
6 Reinf, Inner Qtr	R 61737-33010		9.15
	L 61738-33010		9.15
7 Door, Fuel	77350-33040	.3	41.01
Latch, Fuel Door	77037-14020	.3	12.32
Cable, Release	77035-33010	.9	26.24
Antenna Assy, Power	86300-06021	.5	184.80
Relay, Antenna			
USA Built	85914-06010		65.80
Japan Built	85914-33010		149.79
Ornament, Antenna			
USA Built	86392-06020		10.38
Japan Built	86392-33040		10.66
Nut, Antenna			
Chrome	86396-06010		7.44
Gold	00577-50396		31.65
Mast, Antenna	86337-32200		28.32
#Included w/Power Antenna Assy			



8 Panel, Inner Qtr	R 61731-33050	7.0	223.29
	L 61732-33010	7.0	223.29
9 Wheelhouse, Inner	R 61603-33080	s 3.0	213.95
	L 61604-33090	s 3.0	213.95
10 Reinf, Upper Back	R 64116-33010		16.98
	L 64117-33010		16.98
Reinf, Seat Belt Anchor	R 61764-33010		22.41
	L 61765-33010		22.41
11 Seal, Qtr Panel	61667-33010		21.23
12 Cover, Roof Side	R 61815-33030		10.29
	L 61815-33030		10.29
13 Seal, Wheelhouse	R/L 61879-32010		d3.20
14 Plate, Noise Control	R 61826-30030		23.98
	L 61826-30030		23.98
Vent, Quarter Left	62940-32030		47.61

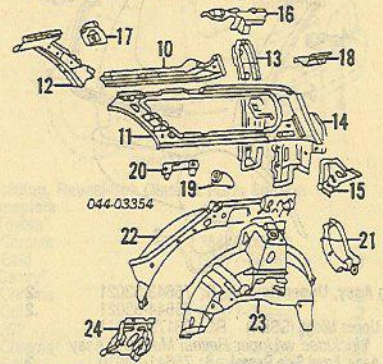
SHEET METAL WAGON

Refinish Quarter Outside	R/L	2.9
Add to Edge Panel	R/L	.5
Add for Pillar	R/L	.5
Refinish Qtr Panel Extension	R/L	.5
Refinish Fuel Door		#.4
#Included in Refinish Quarter Outside		
R&R Both Quarter Panels		36.9
R&R Roof & Both Quarter Panels		
w/Sunroof		52.4
w/o Sunroof		49.9
R&R Rear Body Panel & Both Quarter Panels		38.9
R&R Roof, Both Quarters & Rear Body Panel		
w/Sunroof		54.4
w/o Sunroof		51.9
Add to R&R Quarter Panel		
w/CD Changer		.3



1 Panel Assy, Outer Quarter			
Right	61601-06040	#20.0	477.26
Left			
w/Antenna	61602-06050	#20.5	554.25
w/o Antenna	61602-06020	#20.5	554.25
#Deduct 6.5 w/Roof Removed, Deduction Includes Common Surfaces & Included Operations, w/CD Changer Add .3 to Right Side			
2 Ext, Quarter Panel	R 61627-06020	#2.0	71.58
	L 61628-06020	#2.0	71.58
#Includes R&R Reinforcement Extension, Deduct .5 w/Rear Body Panel Removed			
3 Reinf, Extension	R 61717-33010	1.0	7.46
	L 61718-33010	1.0	7.46
4 Reinf, Back Door Opening	R/L 61745-06010	1.0	4.11
5 Channel, Rear Drip	R 61267-06020		25.80
	L 61268-06020		25.80
6 Plate, Noise Control	R/L 61826-30030		23.98
#Included w/Outer Quarter Panel Assy			
7 Pad, Silencer	R/L 63344-33010		d1.83
8 Reinf, Seat Belt Anchor	R 61363-33010		14.12
	L 61364-33010		14.55
9 Door, Fuel	77350-33050	.3	48.53
Latch, Fuel Door	77037-20060		12.38
Cable, Release	77035-33060	.9	35.55
Lever, Fuel Door Open	77050-06010-B0		23.46
#Gray listed, Order by Application			

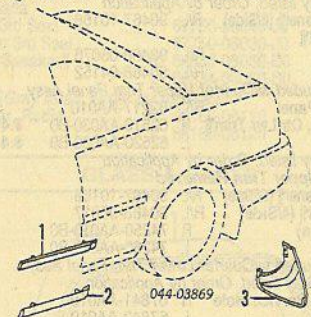
Antenna Assy, Power	86300-06041	.8	184.80
Motor Assy, Antenna	86309-06020		158.98
Relay, Antenna (a)	85914-06020		65.80
(a) Included w/Antenna Motor Assy			
Ornament, Antenna	86392-06040		10.73
Nut, Antenna			
Chrome	86396-06010		7.44
Gold	00577-50396		31.65
Mast Antenna	86337-06020		43.10
#Included w/Power Antenna Assy			



Panel, Inner Quarter			
Upper	R 61613-06010		47.91
	L 61614-06010		49.43
Lower	R 61731-06030	4.5	160.70
	L 61732-06020	4.5	160.70
Panel, Roof Side			
Front Upper	R 61525-06010	1.5	70.97
	L 61526-06010	1.5	70.97
Outer	R 61711-06020	2.0	58.48
	L 61712-06020	2.0	58.48
Inner Rear	R 61735-06010	2.5	55.82
	L 61736-06010	2.5	55.82
Inner Lower	R 61737-06020		33.68
	L 61738-06020		33.68
Reinf, Window Opng	R 61723-06010		33.96
	L 61724-06010		33.96
Reinf, Belt Anchor			
Front	R 61766-33010		15.55
	L 61767-33010		15.55
Rear	R 61768-33010		18.38
	L 61769-33010		18.38
Reinf, Belt Anchor Side	R 61363-33010		14.12
	L 61364-33010		14.55
Plate, Roof Side Inner	61886-33010		7.66
Seal, Quarter Panel	61667-06020		22.09
Wheelhouse, Outer	R 61631-06010	s 2.5	134.64
	L 61632-06010	s 2.5	134.64
Wheelhouse, Inner	R 61603-06900	s 2.5	258.01
	L 61604-06900	s 2.5	258.01
Brace, Wheelhouse	R 61747-06010		42.48
	L 61748-06010		42.48
Vent, Quarter Left-Only	62940-32030		47.61

EXTERIOR TRIM COUPE, SEDAN

R&L Lower Side Moulding	R/L	.3
R&L Mudguard	R/L	.3

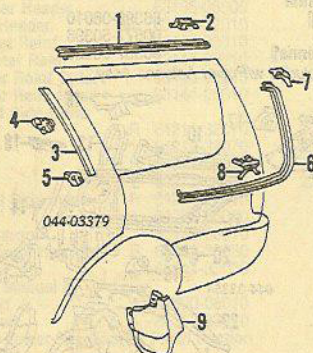


1 Midg, Side Upper			
Coupe	R 75651-AA010-C0	.2	18.57
	L 75652-AA010-C0	.2	18.57
2 Midg, Side Lower			
Coupe	R 75657-A9015	.3	44.97
	L 75658-A9015	.3	44.97
#Black listed, Order by Application			
3 Mudguard, Rear	R 76625-39305	.3	19.00
	L 76626-39305	.3	19.00

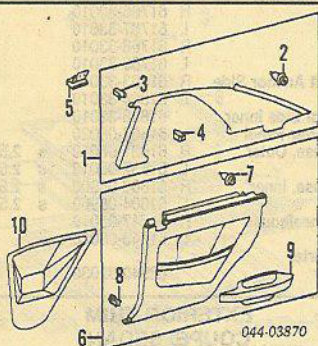
EXTERIOR TRIM WAGON

R&L Reveal Moulding			
Upper	R/L	.2	
Front Side	R/L	.2	
Rear Side/Lower	R/L	.2	
R&L Rear Mudguard	R/L	.3	

QUARTER PANEL Cont'd

EXTERIOR TRIM
WAGON Cont'd

1 Mldg Assy, Upper Reveal	R 75643-33021	.2	25.26
	L 75644-33021	.2	25.26
2 Clip, Upper Mldg (5/Side)	R/L 68179-33011		1.00
¶Included w/Upper Reveal Moulding Assy			
3 Mldg Assy, Front Side Reveal	R 75641-33010	.2	16.09
	L 75642-33010	.2	16.09
4 Clip, Side Mldg Upper	R/L 68145-33010		2.46
5 Clip, Side Mldg Lower	R 68146-33010		1.51
	L 68186-33010		1.51
¶Included w/Reveal Side Front Moulding Assy			
6 Rear Side/Lower	R 75605-33021	.2	25.26
	L 75606-33021	.2	25.26
7 Clip, Upper	R/L 62775-33010		.83
8 Clip, Lower (5/Side)	R/L 68179-33011		1.00
¶Included w/Rear Side/Lower Reveal Mldg Assy			
9 Mudguard, Rear	R 76625-39365	.3	19.00
	L 76626-39365	.3	19.00

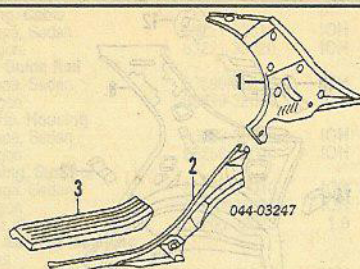
INTERIOR TRIM
COUPE

1 Panel Assy, Qtr Upr Trim	R 62470-AA010-B0	.3	109.45
	L 62480-AA010-B0	.3	109.45
¶Gray listed, Order by Application			
2 Fastener, Panel (8/Side)	R/L 90467-10168		.80
3 Clip, Panel			
4 Upper	R/L 90468-05076		.86
4 Lower	R/L 90468-04152		.80
¶Included w/Quarter Upper Trim Panel Assy			
5 Retainer, Panel	R/L 62217-AA010		1.72
6 Panel Assy, Qtr Lwr Trim	R 62510-AA030-B0	#.4	417.30
	L 62520-AA030-B0	#.4	417.30
¶Gray listed, Order by Application			
¶w/Upper Trim Removed			
7 Fastener, Panel (5/Side)	R/L 90467-10168		.80
8 Clip, Panel (4/Side)	R/L 90468-05017		.63
9 Armrest (a)	R 74250-AA010-B0		97.03
	L 74260-AA010-B0		97.03
¶Included w/Quarter Lower Trim Panel Assy			
(a) Gray listed, Order by Application			
10 Cover, Qtr Service Hole	R 67841-AA010		31.91
	L 67842-AA010		31.91

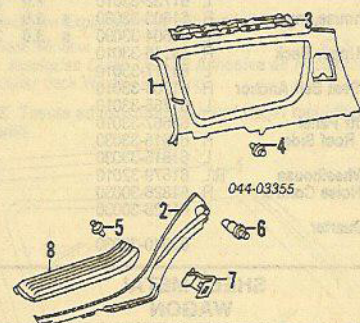
INTERIOR TRIM
SEDAN

Illustration Located in Next Column

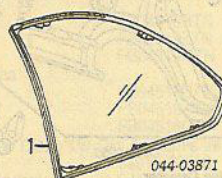
Panel, Quarter Trim			
1 Upper	R 62470-33020-04	#.2	73.85
	L 62480-33020-04	#.2	73.85
2 Lower	R 62551-32050-04	#.2	48.53
	L 62552-32050-04	#.2	48.53
¶Blue listed, Order by Application			
¶w/Rear Seat Removed			
Clip, Upper Trim			
3/Side	R/L 67771-32090		1.52



¶Included w/Upper Trim Panel			
Clip, Lower Trim	R/L 90467-07108		.94
Clamp, Lower Trim	R/L 67923-32030		.66
3 Plate, Scuff	R 67915-32010	.2	28.47
	L 67916-32010	.2	28.47

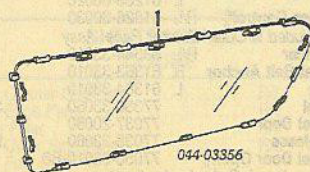
INTERIOR TRIM
WAGON

Panel Assy, Quarter Trim			
1 Upper			
w/3rd Seat	R 62470-06050-J0	.3	265.61
	L 62480-06060-J0	.3	265.61
w/o 3rd Seat	R 62470-06040-J0	.3	265.61
	L 62480-06040-J0	.3	265.61
2 Lower	R 62551-06030-J0	.3	53.98
	L 62552-06030-J0	.3	53.98
¶Blue listed, Order by Application			
3 Retainer, Upper Trim	R 62355-06020		31.55
	L 62356-06020		31.55
4 Clip, Upper Trim (a)	R 67771-33010		1.52
	L 67771-32090		1.52
(a) Included w/Upper Trim Panel Assy			
5 Clip, Lwr Trim Ctr (b)	R/L 67771-32090		1.52
(b) Included w/Lower Trim Panel Assy			
6 Clip, Lwr Trim Upr	R/L 90467-07108		.94
7 Clamp, Lower Trim	R/L 67923-32030		.66
8 Plate, Scuff	R 67915-32010	.2	28.47
	L 67916-32010	.2	28.47

QUARTER GLASS
COUPE

1 Glass, Quarter			
Toyota			
Tinted			
DX, LE Model	R 62710-AA010-83	1.4	98.75
	L 62720-AA010-83	1.4	98.80
SE Model	R 62710-AA030-83	1.4	87.40
	L 62720-AA030-83	1.4	87.40
Bronze	R 62710-AA020-83	1.4	98.80
	L 62720-AA020-83	1.4	98.80
NAGS			
Blue	R/L FQ05317-8BTN	1.4	N.A.
Bronze	R/L FQ05317-8ZTN	1.4	N.A.

WAGON



1 Glass, Quarter

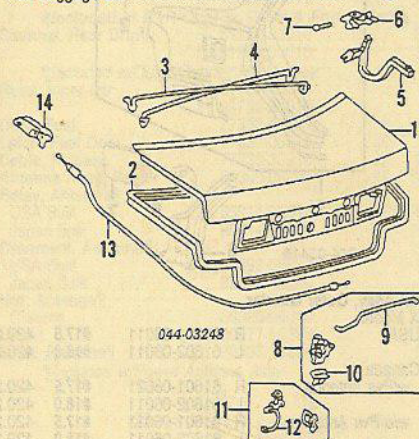
Toyota			
Right			
Tinted			
w/Antenna			
To 10-94	62710-06030-83	1.5	214.24
From 10-94	62710-06090	1.5	182.43
w/o Antenna			
To 10-94	62710-06010-83	1.5	188.72
From 10-94	62710-06070	1.5	155.61
Bronze			
w/Antenna			
To 10-94	62710-06040-83	1.5	218.43
From 10-94	62710-06100	1.5	188.10
w/o Antenna			
To 10-94	62710-06020-83	1.5	192.99
From 10-94	62710-06080	1.5	161.85
Left			
Tinted			
To 10-94	62720-06010-83	1.5	188.72
From 10-94	62720-06030	1.5	155.61
Bronze			
To 10-94	62720-06020-83	1.5	192.99
From 10-94	62720-06040	1.5	161.85
NAGS			
w/Antenna			
Bronze	R FQ04663ZTY	1.5	797.80
	L FQ04662ZTY	1.5	533.55
Green	R FQ04663GTY	1.5	782.45
	L FQ04662GTY	1.5	497.00
w/o Antenna			
Bronze	R/L FQ04661-2ZTY	1.5	533.55
Green	R/L FQ04661-2GTY	1.5	497.00
Moulding, Glass			
See Quarter Panel Exterior Trim Section			

LUGGAGE LID

Use Procedure Explanations 24 and 28 with the following text.

SHEET METAL

Refinish Luggage Lid Outside	2.4
Add for Underside	1.2
Refinish Hinge Arm	R/L .2
R&L Luggage Lid	.5

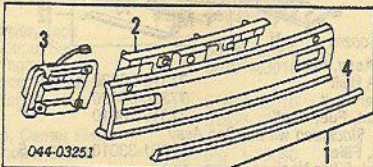


1 Lid, Luggage

USA			
DX, LE, XLE Model	92-94 64401-33071	1.6	515.59
	95-96 64401-06043	1.6	482.14
SE Model	92-94 64401-06023	#1.9	482.14
	95-96 64401-06023	#1.9	482.14
Canada			
w/Rear Spoiler	92-94 64401-06023	#1.9	482.14
	95-96 64401-06023	#1.9	482.14
¶Includes R&R Spoiler			
w/o Rear Spoiler	92-94 64401-06023	1.6	482.14
	95-96 64401-06043	1.6	482.14
Insulator, Lid	64791-06011-C1		265.92
Clip, Insulator (5)	90467-07059-22		.57
Cushion, Lid Front	R/L 90541-06059		.51
Cushion, Lid Rear	R/L 90541-19002		3.37
2 Weatherstrip, Lid	64461-33010	.4	50.16
Bar, Torsion			
3 Right Side			
w/Spoiler	64531-33020	#.3	34.95
w/o Spoiler	64531-33010	#.3	34.95
4 Left Side			
w/Spoiler	64532-33020	#.3	34.95
w/o Spoiler	64532-33020	#.3	34.95
USA Built	64532-33010	#.3	34.95
Japan Built	64532-33010	#.3	34.95
#R&R Both .5			
5 Arm, Hinge	R 64510-33010	#.6	39.50
	L 64520-33010	#.6	39.50
¶w/Lid Assy Removed			
6 Support, Hinge-Serviced w/Hinge Arm			
7 Pin, Hinge-Serviced w/Hinge Arm			
Cylinder & Keys	69055-33011	#.3	41.51
8 Lock Assy, Lid	64610-33011	#.3	39.15
#R&R Complete			

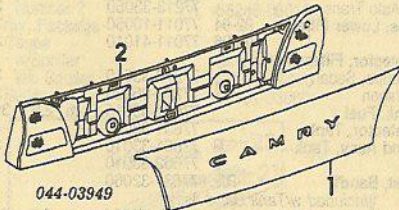
Spring, Lock Upper	90506-05002	.80
Spring, Lock Lower	90506-06010	1.37
9 Link, Lock	64617-33010	6.49
10 Protector, Lock	64631-32020	6.37
*Included w/Lid Lock Assy		
11 Striker Assy, Lock	64620-32030	.2 21.66
12 Switch, Lamp (a)	84231-20200	14.06
(a) Included w/Lock Striker Assy		
13 Cable, Lid Release		
USA Built		
To 3-93	64607-33010	.9 32.55
From 3-93	64607-06010	.9 37.60
Japan Built	64607-33010	.9 32.55
14 Handle, Release	64640-33010-04	.3 62.99
*Blue listed, Order by Application		
Nameplate		
"Toyota"		
Chrome	75447-33010	.2 17.09
Gold	00577-33449	.2 26.40
"LE"		
Chrome	75443-33010	.2 14.83
Gold	00577-33443	.2 25.20
"XLE"		
Chrome	75443-33020	.2 17.09
Gold	00577-33444	.2 28.12
"SE"		
Chrome	75443-33030	.2 14.83
Gold	00577-33445	.2 26.64
"V6"		
Chrome	75444-33010	.2 14.83
Gold	00577-33445	.2 26.64
Emblem, Tri-Circle		
Chrome	75441-33011	.2 17.72
Gold	00577-33441	.2 38.46

EXTERIOR TRIM COUPE, SEDAN DX, SE MODEL 1992-94



1 Panel Assy, Lid Trim	76801-33011	.4 198.29
*For LE, XLE Models, See Rear Lamps Section		
#Includes R&R Back-Up Lamps		
2 Retainer, Panel (a) Serviced w/Lid Trim Panel		
3 Lamp, Back-Up (a) See Rear Lamps Section		
4 Protector, Trim Panel (a)	76825-33011	2.09
(a) Included w/Lid Trim Panel Assy		

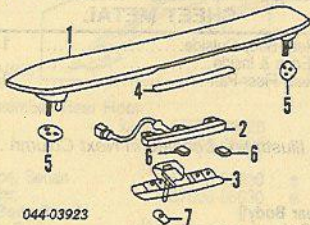
EXTERIOR TRIM COUPE, SEDAN 1995-96



1 Panel, Lid Trim	76811-33020-J0	.4 172.96
*Blue listed, Order by Application		
2 Lamp, Back-Up-See Rear Lamp Section		

EXTERIOR TRIM SPOILER

Refinish Spoiler	1.2
------------------	-----



1 Spoiler Assy	76871-33902	.5 305.15
2 Lamp Assy, Stop Lamp	81570-33050	.3 258.39
3 Cover, Lamp	76891-33900	91.31
Protector, Spoiler		
4 Center	76873-32020	5.74
5 Side	R 76897-33020	2.89
	L 76898-33020	2.89

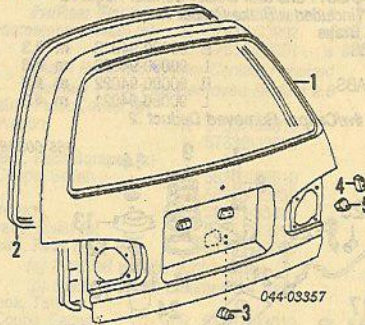
6 Seal, Spoiler	R 76887-32010	.97
	L 76889-32020	2.94
7 Protector, Center Lower	76872-33010	2.94

LIFTGATE

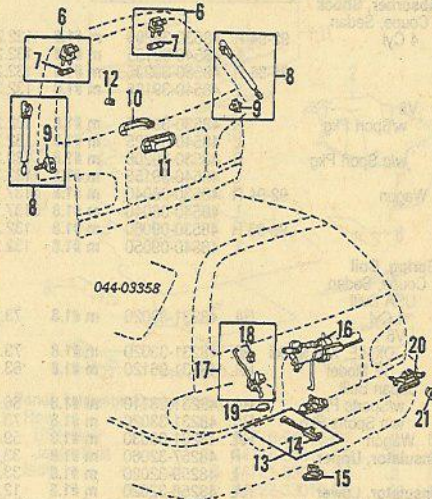
Use Procedure Explanations 25 and 28 with the following text.

SHEET METAL

Refinish Liftgate Outside	2.8
Add for Underside	1.2
Refinish Hinge	R/L .2
R&L Liftgate Assy	.5
Add to R&R Liftgate	
To Transfer Glass	.6



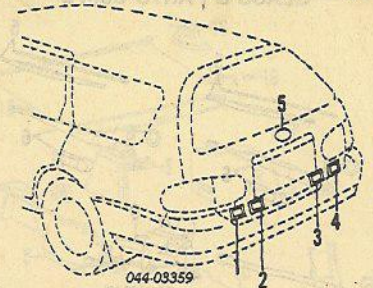
1 Panel, Liftgate		
DX Model	67005-06040	3.5 494.94
LE Model	67005-06040	3.5 494.94
*Add'l Parts &/or Dealer Contact Required		
2 Weatherstrip	67881-06010	54.79
3 Damper, Liftgate (2)	67290-13020	.4 33.47
4 Stopper, Liftgate	R/L 67281-06010	9.49
5 Cushion, Stopper	R 67293-33010	8.52
	L 67294-33010	8.52



6 Hinge Assy, Liftgate	R/L 68810-06011	#.2 28.71
#w/Liftgate Removed		
7 Pad, Hinge	R/L 68838-06010	.52
*Included w/Liftgate Hinge Assy		
8 Stay Assy, Liftgate		
To 6-93	R 68950-09040	.3 114.20
	L 68960-09010	.3 114.20
From 6-93	R 68950-09041	.3 114.20
	L 68960-09011	.3 114.20
9 Bracket, Stay (a)	R 68947-06010	7.30
	L 68948-06010	7.30
(a) Included w/Liftgate Stay Assy		
10 Handle, Inside	74611-06010-J0	.2 12.22
11 Bezel, Inside Handle	69277-06020-J0	17.92
12 Cover, Handle Hole	74617-06010-J0	.58
*Blue listed, Order by Application		
13 Latch Assy, Liftgate	69350-06010	.3 96.71
14 Switch, Courtesy Lamp	84231-33021	14.00
*Included w/Liftgate Latch Assy		
15 Striker, Latch	69410-AA010	.2 11.31
16 Control, Latch		
w/3rd Seat	69790-06010-B0	#.3 133.89
w/o 3rd Seat	69790-06020	#.3 109.91
*Blue listed, Order by Application		
#w/Trim Panel Removed		
17 Link Assy, Latch Control	69038-06010	88.17
18 Snap, Link	69759-06020	.89
*Included w/Latch Control Link Assy		
19 Cover, Control Link		
w/3rd Seat	67836-12030	2.09
w/o 3rd Seat	67836-33010	.69
20 Handle, Outside	69090-33010	59.07
21 Grommet, Outside Handle	69299-33010	.43

EXTERIOR TRIM

R&L Tri-Circle Emblem	2
-----------------------	---

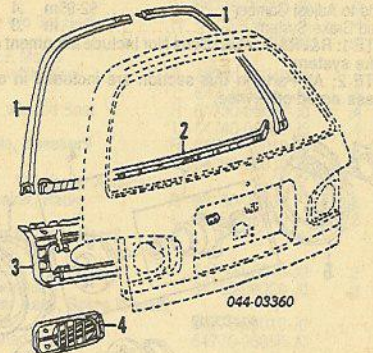


Moulding, Reveal-See Glass & Parts Section

Nameplate			
1 "Toyota"			
Chrome	75445-06010	.2 17.17	
Gold	00577-06445	.2 28.33	
2 "Camry"			
Chrome	75442-06020	.2 22.32	
Gold	00577-06442	.2 28.33	
3 "V6"			
Chrome	75444-06020	.2 14.90	
Gold	00577-06444	.2 24.50	
4 "LE"			
Chrome	75443-06040	.2 17.17	
Gold	00577-06443	.2 24.74	
5 Emblem, Tri-Circle			
Chrome	75441-06040	.2 17.83	
Gold	00577-06441	.2 36.22	

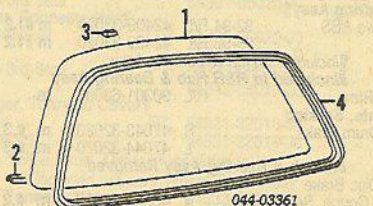
INTERIOR TRIM

R&L Lower Trim Panel	3
----------------------	---



Panel, Trim			
1 Upper/Side	R 64791-33040-J0	.2 58.47	
	L 64792-33020-J0	.2 58.47	
2 Center			
Lower	67760-06010-J0	.2 108.24	
USA			
w/3rd Seat	67750-06020-J0	.3 102.18	
w/o 3rd Seat	67750-06010-J0	.3 102.18	
Canada			
w/3rd Seat	67750-06040-J0	.3 102.18	
w/o 3rd Seat	67750-06030-J0	.3 102.18	
4 Grille, Speaker	R 64033-06030-B0	.2 87.05	
	L 64034-06030-B0	.2 87.05	
*Gray listed, Order by Application			
Speaker, Radio	R 86160-06110	.3 37.59	
	L 86160-06120	.3 37.59	

GLASS & PARTS



1 Glass, Liftgate			
Toyota			
Tinted	68131-06020-83	2.5 225.09	
Bronze	68131-06030-83	2.5 232.66	
NAGS-Heated			
Sid Duty			
Bronze	FB04665ZTN	2.5 N.A.	
Green	FB04665GTN	2.5 N.A.	
Hvy Duty			
Bronze	FB04664ZTN	2.5 N.A.	
Green	FB04664GTN	2.5 N.A.	
2 Dam, Liftgate Glass	04562-12010	32.84	
3 Cushion, Stopper (3)	67272-20010	.86	
4 Moulding, Reveal	75573-06010	23.15	

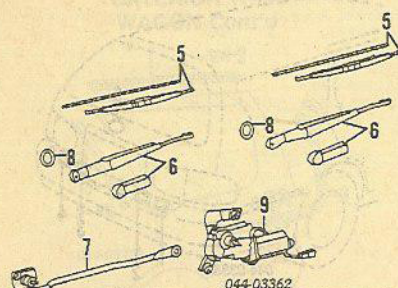
Procedure Explanation Pages Must Be Used with the Above Text for an Accurate Damage Report.

Comments or suggestions? Need assistance? Call 1-800-854-7030 or 858/578-6550, Ext 8220. Fax 1-888-256-7969 or 858/549-0629.

TOYOTA CAMRY 1992-96

LIFTGATE Cont'd

GLASS & PARTS Cont'd

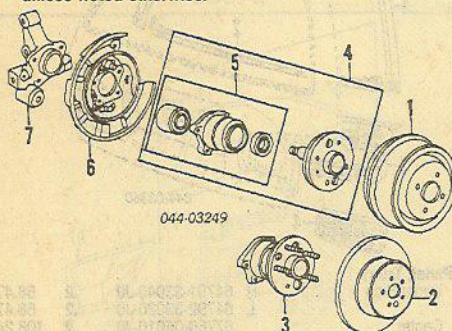


5 Blade, Wiper	R/L	85242-06010	.1	8.14
6 Arm, Wiper	R/L	85241-06010	.2	29.62
7 Link, Wiper		85170-06010		104.62
8 Washer, Link	R/L	85134-06010		3.34
9 Motor, Wiper				
To 4-95		85130-06011	.7	334.60
From 4-95		85130-06011	.7	334.60

REAR SUSPENSION

Use Procedure Explanation 23 with the following text.

R&I Rear Susp Member			m #2.5	
#Not Included in O/H				
R&I Suspension (One Side)	R/Lm	1.6		
O/H Suspension (Includes R&I)				
One Side	R/Lm	3.2		
Both Sides		m 5.8		
Adjust Four Wheel Alignment				
1992-95		m 1.0		
1996		m 1.4		
Add to Adjust Camber	92-95m	.4		
Bleed Brake System		m .3		
NOTE 1: R&I/R&R or O/H Does Not include alignment or bleed brake system.				
NOTE 2: All Parts in this section are included in overhaul unless noted otherwise.				



1 Drum, Brake	R/L	42431-33020	m #.3	96.64
#R&R Both Sides .5				
2 Rotor, Brake				
1992-94				
Coupe, Sedan	R/L	42431-33010	m #.6	83.03
Wagon	R/L	42431-33030	m #.6	87.04
1995-96	R/L	42431-33010	m #.6	83.03
#R&R Both Sides 1.0				
Hub & Bearing Assy				
3 w/ABS	R/L	42450-33010	m #1.2	256.42
4 w/o ABS	R/L	42410-33020	m #1.2	264.88
#Includes R&R Bearing Assy, Drum or Rotor, R&R Both Sides 2.2				
Bolt, Hub	R/L	90942-02047	m	3.57
Nut, Hub	R/L	90179-20017	m	2.57
5 Bearing Assy				
w/o ABS	92-94 R/L	42409-33020	m #1.2	163.62
	95-96 R/L	42409-33020	m #1.2	163.62
#Included w/Hub & Bearing Assy				
#Included in R&R Hub & Bearing Assy				
O-Ring	R/L	90301-63003	m	2.26
6 Plate, Backing				
Drum Brake	R	47043-32020	m #.3	61.79
	L	47044-32020	m #.3	61.79
#w/Hub & Bearing Assy Removed				
Disc Brake				
Coupe, Sedan	R	46503-20010	m #.2	234.12
	L	46504-20010	m #.2	234.12
Wagon	R	46503-33010	m #.2	233.84
	L	46504-33010	m #.2	233.84
#w/Rotor & Hub Removed				
7 Knuckle, Rear				
1992-94				
w/ABS	R	42304-20090	m #1.6	144.04
	L	42305-20090	m #1.6	144.04
w/o ABS	R	42304-33010	m #1.6	115.40
	L	42305-33010	m #1.6	115.40
1995-96				
Type 1	R	42304-33010	m #1.6	115.40
	L	42305-33010	m #1.6	115.40
Type 2	R	42304-33010	m #1.6	115.40
	L	42305-33010	m #1.6	115.40

#Includes R&R Drum or Rotor, Hub, Backing Plate & Bearings

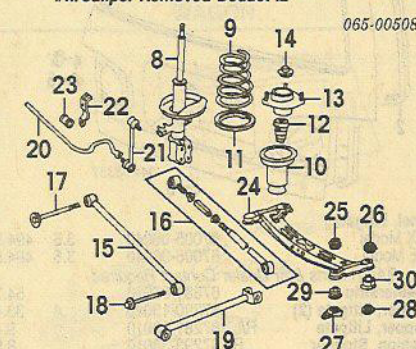
Caliper Assy, Brake				
Coupe, Sedan	R	47730-33100	m #.5	293.17
	L	47750-33100	m #.5	293.17
Wagon				
4 Cyl	R	47730-33140	m #.5	293.17
	L	47750-33140	m #.5	293.17
V6				
w/ABS	R	47730-33061	m #.5	293.17
	L	47750-33061	m #.5	293.17
w/o ABS	R	47730-33051	m #.5	289.65
	L	47750-33051	m #.5	289.65

#R&R Both .8, w/Rotor Removed Deduct .3

Mounting, Caliper				
Coupe/Sedan	R/L	47721-33070	m	38.55
Wagon	R/L	47721-20320	m	54.27
#Add'l Parts &/or Dealer Contact Required				
#Included w/Brake Caliper Assy				

Hose, Brake				
w/ABS	R	90080-94023	m #.3	44.12
	L	90080-94020	m #.3	44.12
w/o ABS	R	90080-94022	m #.3	32.43
	L	90080-94021	m #.3	32.43

#w/Caliper Removed Deduct .2



8 Absorber, Shock				
Coupe, Sedan				
4 Cyl	92-94 R	48530-39205	m #1.8	132.27
	L	48540-39155	m #1.8	132.27
	95-96 R	48530-39235	m #1.8	132.27
	L	48540-39185	m #1.8	132.27
V6				
w/Sport Pkg	R	48530-39275	m #1.8	132.27
	L	48540-39225	m #1.8	132.27
w/o Sport Pkg	R	48530-39205	m #1.8	132.27
	L	48540-39155	m #1.8	132.27
Wagon				
	92-94 R	48530-06040	m #1.8	d137.78
	L	48540-06040	m #1.8	d137.78
	95-96 R	48530-09060	m #1.8	132.27
	L	48540-09050	m #1.8	132.27

9 Spring, Coil				
Coupe, Sedan				
USA Built	R/L	48231-33020	m #1.8	73.64
4 Cyl				
V6				
DX, LE, XLE Model	R/L	48231-33020	m #1.8	73.64
SE Model	R/L	48231-06120	m #1.8	63.11
Japan Built				
w/Sports Pkg	R/L	48231-33110	m #1.8	66.64
w/o Sports Pkg	R/L	48231-33020	m #1.8	73.64
Wagon	R/L	48231-06030	m #1.8	59.04
10 Insulator, Upper				
	R	48257-32060	m #1.8	33.47
	L	48259-32020	m #1.8	33.47
11 Insulator, Lower	R/L	48258-32020	m #1.8	12.83
12 Bumper, Spring				
Coupe/Sedan	R/L	48341-32052	m #1.8	8.97
Wagon	R/L	48341-06020	m #1.8	14.93
13 Supt, Rear Susp				
	R	48750-32070	m #1.8	57.27
	L	48760-32020	m #1.8	57.27
14 Cover, Support	R/L	48753-32041	m #1.8	8.35

#R&R One Side Complete, w/Knuckle Removed Deduct 1.0, R&R Both Sides 3.4

Rod, Lateral Control				
15 Outer Front	92-94 R/L	48710-33030	m #1.5	94.03
	95-96 R/L	48710-33030	m #1.5	94.03
16 Inner Rear				
w/ABS	R	48730-33020	m #1.1	105.49
	L	48740-33020	m #1.1	105.49
w/o ABS	92-93 R	48730-33010	m #1.1	105.49
	L	48740-33010	m #1.1	105.49
	94-96 R	48730-33010	m #1.1	105.49
	L	48740-33040	m #1.1	114.49

#w/Knuckle Removed .3

Bolt, Control Rod				
17 Body Side	R/L	90901-09001	m	20.69
18 Carrier Side	R/L	90901-19001	m	10.60
19 Rod, Strut				
To 10-93	R/L	48780-32060	m #.8	91.91
From 10-93	R/L	48780-33010	m #.8	91.91

#w/Knuckle Removed Deduct .5

20 Bar, Stabilizer				
w/Sports Pkg		48812-33070	m #.9	119.63
w/o Sports Pkg				
4 Cyl		48812-33030	m #.9	114.80
V6		48812-33020	m #.9	110.60

#Includes R&R Links, Bushings & Brackets, Not Included in O/H

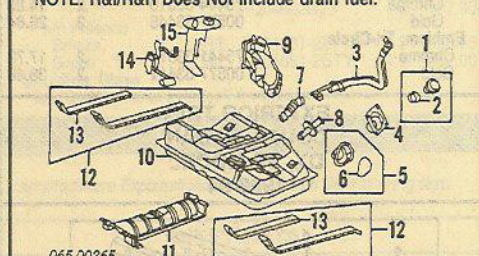
21 Link, Stabilizer	R/L	48830-06020	m #.4	72.50
#Not Included in O/H				

22 Brkt, Stabilizer	R/L	48832-33010	m #.3	6.4
23 Bushing, Stabilizer	R/L	48818-33031	m #.3	12.6
w/Sports Pkg				
4 Cyl	R/L	48818-33031	m #.3	12.6
V6	R/L	48818-33011	m #.3	9.6
#R&R One Side Complete				
24 Member, Rear Susp		51206-33011	m #2.5	466.8
25 Stopper, Front				
w/Sports Pkg	R/L	52272-33010	m #2.5	10.1
w/o Sports Pkg	R/L	52272-32020	m #2.5	4.2
26 Stopper, Rear				
w/Sports Pkg	R/L	52282-33010	m #2.5	7.7
w/o Sports Pkg	R/L	52282-32040	m #2.5	6.2
27 Retainer, Front	R	52203-33010	m #2.5	24.6
	L	52204-33010	m #2.5	24.6
28 Retainer, Rear	R/L	52273-32010	m #2.5	4.2
29 Cushion, Front Mtg				
w/Sports Pkg	R/L	52271-33010	m #2.5	23.8
w/o Sports Pkg	R/L	52272-32020	m #2.5	4.2
30 Cushion, Rear Mtg				
w/Sports Pkg	R/L	52275-33010	m #2.5	26.8
w/o Sports Pkg	R/L	52282-32040	m #2.5	6.2
#R&R Complete, Not Included in O/H				

FUEL TANK

R&I Fuel Tank	2.3
---------------	-----

NOTE: R&I/R&R Does Not include drain fuel.



1 Cap Assy, Fuel				
USA Built		77310-06020		16.2
Japan Built		77310-06020		16.2
2 Gasket, Fuel Cap		77316-16010		11.0
#Included w/Fuel Cap Assy				
3 Neck, Filler		77201-33010	.5	97.9
4 Shield, Filler Neck				
Coupe	92-94	77290-32030		21.6
	95-96	77290-AA010		23.2
Sedan		77290-32030		21.6
Wagon		77290-06020		22.8
5 Shield Assy, Filler				
Coupe	92-93	77293-32020		26.5
	94-96	77293-AA010		22.4
Sedan, Wagon		77293-32020		26.5
6 Ring, Fuel Box (a)		77391-16011		2.4
(a) Included w/Filler Shield Assy				
7 Hose, Filler				
1992-94		77213-33010		29.0
1995		77213-33020		28.9
1996				
Man Trans		77213-33020		28.9
Auto Trans		77213-33050		28.9
8 Pipe, Lower Filler	92-94	77011-10050		20.0
	95-96	77011-41010		22.5
9 Protector, Filler				
Coupe, Sedan		77277-33010		31.0
Wagon		77277-06020		94.6
10 Tank, Fuel		77001-39315	m 2.8	392.1
11 Protector, Tank		77631-33020		45.5
12 Band Assy, Tank	R	77601-33010		37.9
	L	77602-33010		37.9
13 Seat, Band	R/L	77681-32060		18.8
#Included w/Tank Band Assy				
14 Gauge, Tank Unit		83320-80204	m #.8	107.5
Pump, Fuel		23220-74021	m #.8	246.7
#Order by Application				
#Included in R&R Fuel Tank				
15 Brkt, Fuel Pump		23206-62010		78.3

REAR BODY

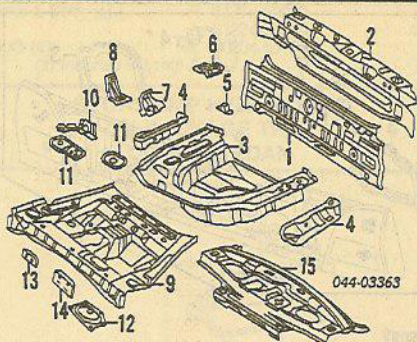
Use Procedure Explanations 26 and 28 with the following text.

SHEET METAL

Refinish Rear Body Outside	1.6
Add for Edge & Inside	.8
Refinish Rear Floor Pan	1.5

Illustration Located in Next Column

Panel, Rear Body				
1 Coupe, Sedan				
To 4-94		58307-33012	#6.5	213.3
From 4-94		58307-06012	#6.5	233.6
#Add'l Parts &/or Dealer Contact Required				
#Deduct 2.5 for Each Quarter Panel Removal				
Deduction Includes Common Surfaces & Includes Operations				
2 Wagon		58307-06020	#9.0	243.1



#Deduct 3.5 for Each Quarter Panel Removed,
Deduction Includes Common Surfaces & Included
Operations

3 Pan, Rear Floor			
Coupe, Sedan	58311-06010	#14.0	366.86
Wagon			
w/3rd Seat	58311-06020	#14.0	366.86
w/o 3rd Seat	58311-06030	#14.0	366.86

#w/Rear Body Panel Removed, Deduct 1.5 for Each
Floor Extension Removed

4 Extension, Rear Floor Pan			
Coupe, Sedan	R 58305-33010	2.0	51.81
	L 58314-33010	2.0	44.30
Wagon			
w/3rd Seat	R 58313-06020	2.0	69.42
	L 58314-06020	2.0	60.36
w/o 3rd Seat	R 58305-06020	2.0	84.29
	L 58314-06020	2.0	60.36

5 Brkt, Spare Wheel			
6 Plate, Exhaust Mount	92-94	58234-33010	18.89
	95-96	58234-41010	18.83

7 Carrier, Jack			
Coupe, Sedan	58791-32060		11.95
Wagon	58791-33010		13.03

8 Brace, Wheelhouse			
Wagon	R 61635-33010		32.55
	L 61636-33010		29.18

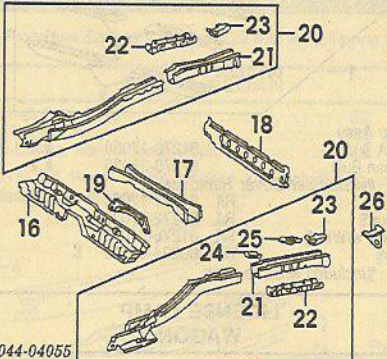
9 Pan, Center Floor			
Coupe, Sedan	92-93	58211-33040	364.59
	94-96	58211-33040	364.59
Wagon	92-93	58211-33040	364.59
	94-96	58211-33040	364.59

10 Reinf, Center Floor			
Coupe, Sedan	R 58203-33010		14.55
	L 58204-33010		14.55
Wagon	R 58213-33010		6.00
	L 58214-33010		6.00

11 Reinf, Belt Anchor			
	92-93	R 58015-33010	23.06
		L 58016-33010	19.52
	94-96	R 58015-33010	23.06
		L 58016-33020	19.52
		58325-33010	14.89

12 Cover, Service Hole			
Brkt, Rear Seat Hinge			
Wagon			
Number 1	58245-06010		11.36
Number 2	R/L 58246-06010		5.58

13 Tray, Package			
Coupe			
w/Spoiler	64101-AA020		392.72
w/o Spoiler	64101-AA010		395.76
Sedan	64101-33060		403.77



Crossmember, Rear Floor			
16 Front	92-93	57605-33020	3.5 201.29
	94-96	57605-06020	3.5 202.54

17 Rear			
Coupe, Sedan	57606-33030	s 3.5	88.31
Wagon	57606-06030	s 3.5	111.29

18 Reinf, Body Panel			
Coupe, Sedan	57654-33010	1.0	65.39
Wagon	57654-06020	1.0	65.80

19 Reinf, Rear Floor			
20 Sidemember Assy]			
Coupe			
To 11-93	R 57601-AA010	s #8.5	348.69
	L 57602-AA010	s #8.5	348.69

From 11-93	R 57601-AA010	s #8.5	348.69
	L 57602-AA020	s #8.5	406.29

Sedan			
USA Built			
1992-93	R 57601-06110	s #8.5	348.69
	L 57602-33031	s #8.5	346.53

1994-96	R 57601-06110	s #8.5	348.69
To 11-93	L 57602-33031	s #8.5	346.53

From 11-93	R 57601-06110	s #8.5	348.69
	L 57602-33031	s #8.5	346.53

Japan Built	R 57601-06110	s #8.5	348.69
	L 57602-33031	s #8.5	346.53

Wagon			
w/3rd Seat	R 57601-06030	s #8.5	d361.85
	L 57602-06030	s #8.5	d361.85

w/o 3rd Seat	R 57601-06020	s #8.5	d306.62
	L 57602-06020	s #8.5	d306.62

#w/Rear Floor Pan Removed Deduct 3.5			
21 Sidemember, Rear]	(a) R 57615-33902	s #4.5	89.80
	L 57616-33901	s #4.5	90.11

¶Add'l Parts &/or Dealer Contact Required			
#w/Rear Floor Pan Removed Deduct 2.0			

22 Reinf, Floor Center (a)			
Wagon	R 57637-33010		76.54
	L 57638-33010		76.54

23 Reinf, Rear Bumper (a)			
Coupe, Sedan	R 58303-33010		27.69
	L 58303-33020		30.75

Wagon	R/L 58303-33020		30.75
	58337-33010		4.66
	58339-33010		4.63

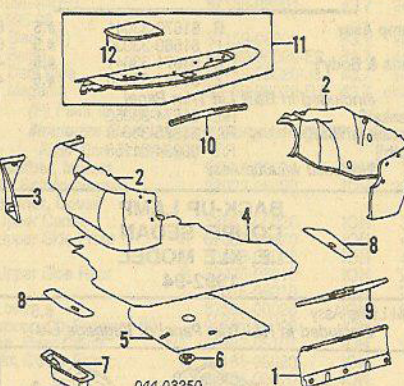
24 Brace, Reinf (b)			
25 Reinf, Rear Floor (b)			
(a) Included w/Sidemember Assy			
(b) Included w/Left Sidemember Assy			

26 Hook, Tow			
Coupe, Sedan	R 51967-33010	#.2	11.60
	L 51968-33010	#.2	11.60

Wagon	R 51967-06020	#.2	28.90
	L 51968-06020	#.2	16.10

#Not Included in O/H			
----------------------	--	--	--

INTERIOR TRIM COUPE, SEDAN



Panel, Luggage Comp Trim]			
1 Rear			
USA Built	64716-06010-C1	.2	62.17
Japan Built	64716-33010-C0	.2	54.27

2 Side	R 64721-33010-C0	.2	84.97
	L 64722-33010-C0	.2	84.97
	64337-33010-04	#.2	56.67

3 Garnish, Package Tray]			
#w/Rear Seat Removed			

4 Mat, Luggage Comp Floor]			
DX, SE Model	64711-33011-20		189.83
LE, XLE Model	64711-33021-20		75.34

¶Order by Application			
5 Cover, Spare Wheel	64770-33011		59.07
6 Clamp, Cover	64777-32030		9.06

7 Tray, Side	64490-32010-C0		47.33
8 Cover, Side	R 58703-33010		15.58
	L 58704-32050		11.55

9 Plate, Rear Finish	58387-33011-22	.2	33.75
10 Protector, Partition	64279-33012-C1		23.29

11 Panel Assy, Package Tray Trim]			
USA	64330-33090-W0	#.4	406.80
Canada	N.A.	#.4	N.A.

¶Blue listed, Order by Application			
#w/Rear Seat Removed, Includes R&R High Mount Stop			

Lamp			
Brkt, Package Tray Trim	R/L 64321-32010		3.83
12 Grille, Speaker]	(a) R 64033-33020-04		68.39
	L 64034-33010-04		68.39

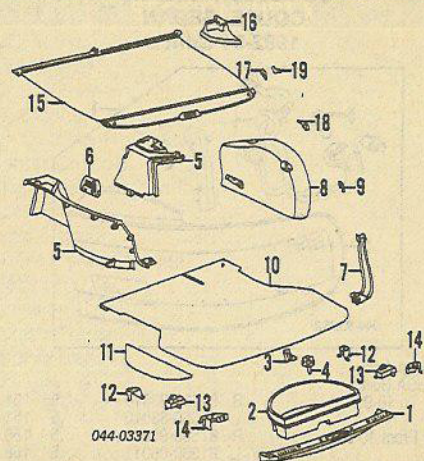
¶Blue listed, Order by Application			
(a) Included w/Package Tray Trim Panel Assy			

Speaker, Rear]	R 86160-33111	#1.0	85.86
	L 86160-33011	#1.0	85.86

¶Order by Application			
#R&R Both 1.2, Includes R&L Rear Seat & Package Tray			

Panel			
-------	--	--	--

INTERIOR TRIM WAGON



1 Plate, Scuff Rear End]			
w/3rd Seat	58387-06030-J0	.2	87.05
w/o 3rd Seat	58387-06020-J0	.2	87.05

¶Order by Application			
2 Box, Utility	64079-06010		269.86
3 Carrier, Jack	58791-33010		13.03

4 Carrier, Spare Wheel	51931-32010		25.24
5 Panel, Luggage Comp Trim]			

Side			
DX Model			
w/3rd Seat	R 64730-06030-J0	.4	119.49

	L 64740-06030-J0	.4	294.42
w/o 3rd Seat	R 64730-06010-J0	.4	294.42
	L 64740-06010-J0	.4	294.42

LE Model			
w/3rd Seat	R 64730-06040-J0	.4	119.49
	L 64740-06040-J0	.4	294.42

	R 64730-06020-J0	.4	294.42
w/o 3rd Seat	L 64740-06020-J0	.4	294.42
	R 64730-06010-J0	.2	41.55

	L 64730-06010-J0	.2	41.55
--	------------------	----	-------

¶Order by Application			
6 Grille, Speaker]			
Speaker, Radio	R 86160-06130	.3	20.38

	L 86160-06140	.3	20.38
--	---------------	----	-------

7 Garnish, Side Rear]			
Right Only			
USA	64750-06010-J0	.2	77.01

Canada	64750-06020-J0	.2	66.11
--------	----------------	----	-------

8 Cover Assy, Spare Wheel]			
USA	64770-06010-J0		250.45
Canada	64770-06050-J0		235.58

¶Blue listed, Order by Application			
9 Reinf, Spare Wheel Cover	64784-06010		7.74

Mat, Luggage Comp]			
10 Center			
w/3rd Seat	58410-06080-J0	.2	240.73

	w/o 3rd Seat	58410-06060-J0	.2 785.26
11 Left Side	58403-06050-J0		190.12

¶Blue listed, Order by Application			
Bracket, Luggage Comp Mat			

12 Front	R 58416-06020		10.76
	L 58417-06020		10.76

13 Center			
w/3rd Seat	R 58406-06020		20.88
	L 58407-06020		20.88

	w/o 3rd Seat	R 58406-06010	25.42
		L 58407-06010	25.42

	w/o 3rd Seat	R 58416-06020	10.76
		L 58417-06020	10.76

15 Retractor, Tonneau Cover]			
w/3rd Seat	64901-06020-J0		415.38
w/o 3rd Seat	64901-06010-J0		415.38

16 Cover, Tonneau Side]			
w/3rd Seat	R 64333-06020-J0		28.73
	L 64349-06010-J0		28.73

	w/o 3rd Seat	R 64333-06010-J0	28.73
		L 64349-06010-J0	28.73

Hanger, Tonneau Cover]			
17 Front	R/L 64931-32010-J0		6.40
18 Rear (a)	64931-32010-J0		6.40

¶Blue listed, Order by Application			
(a) Included w/Spare Wheel Cover Assy			

19 Brkt, Tonneau Cover	R 64933-06010		7.94
	L 64934-06010		7.94

REAR LAMPS

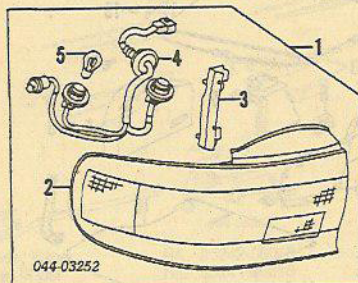
COMBINATION LAMP COUPE, SEDAN 1992-94

R&L Lamp Assy	R/L	.4
---------------	-----	----

TOYOTA CAMRY 1992-96

REAR LAMPS Cont'd

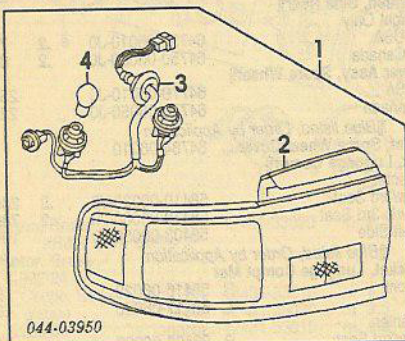
COMBINATION LAMP COUPE, SEDAN 1992-94 Cont'd



1 Lamp Assy			
USA Built	R 81550-33010	.5	151.99
To 10-93	L 81560-33010	.5	151.99
From 10-93	R 81550-06011	.5	158.73
	L 81560-06011	.5	158.73
Japan Built	R 81550-33010	.5	151.99
	L 81560-33010	.5	151.99
2 Lens			
USA Built	R 81551-06011	.6	157.02
	L 81561-06011	.6	157.02
Japan Built	R 81551-33010	.6	150.36
To 10-93	L 81561-33010	.6	150.36
From 10-93	R 81551-33011	.6	150.36
	L 81561-33011	.6	150.36
3 Bracket, Lamp			
	R 81559-33010		3.49
	L 81569-33010		3.97
4 Socket w/Wire			
	R/L 81555-33010		21.06
5 Bulb			
3.8W	R/L 00234-00194	.41	
27W	R/L 00234-01156	.83	
27/8W	R/L 00234-01157	.38	
¶Included w/Lamp Assy			

COMBINATION LAMP COUPE, SEDAN 1995-96

R&L Lamp Assy R/L .3



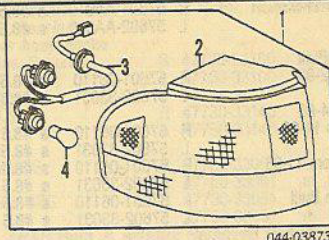
1 Lamp Assy			
USA Built	R 81550-06070	.4	180.75
	L 81560-06070	.4	180.75
Japan Built	R 81550-33130	.4	173.08
	L 81560-33130	.4	173.08
2 Lens			
USA Built	R 81551-06070	.5	178.20
	L 81561-06070	.5	178.20
Japan Built	R 81551-33130	.5	170.64
	L 81561-33130	.5	170.64
3 Socket w/Wire			
	R 81555-06010		22.63
	L 81555-06020		21.19
4 Bulb			
3.8W	R/L 00234-00194	.41	
27W	R/L 00234-01156	.83	
27/8W	R/L 00234-01157	.38	
¶Included w/Lamp Assy			

COMBINATION LAMP WAGON

R&L Lamp Assy R/L .3

Illustration Located in Next Column

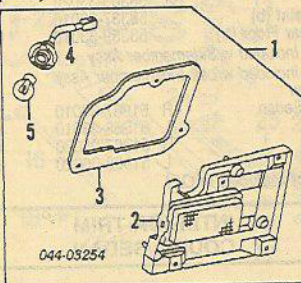
1 Lamp Assy			
	R 81550-06020	.4	115.85
	L 81560-06020	.4	115.85
2 Lens			
	R 81551-06020	.5	114.36
	L 81561-06020	.5	114.36



3 Socket w/Wire	R/L 81555-06020	21.19
4 Bulb		
3.8W	R/L 00234-00194	.41
27W	R/L 00234-01156	.83
27/8W	R/L 00234-01157	.38
¶Included w/Lamp Assy		

BACK-UP LAMP COUPE, SEDAN DX, SE MODEL 1992-94

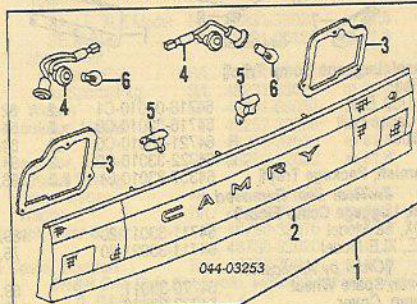
R&L Lamp Assy R/L .4



1 Lamp Assy			
	R 81670-33041	#.5	60.91
	L 81680-33030	#.5	60.91
2 Lens & Body			
	R 81671-33041	#.6	40.63
	L 81681-33030	#.6	40.63
¶Included in R&R Lid Trim Panel			
3 Gasket			
	R/L 81674-33050		5.12
4 Socket w/Wire			
	R/L 81675-33040		8.17
5 Bulb			
	R/L 00234-01156		.83
¶Included w/Lamp Assy			

BACK-UP LAMP COUPE, SEDAN LE, XLE MODEL 1992-94

R&L Lamp Assy #.5
¶Included in R&L Trim Panel or Luggage Lid



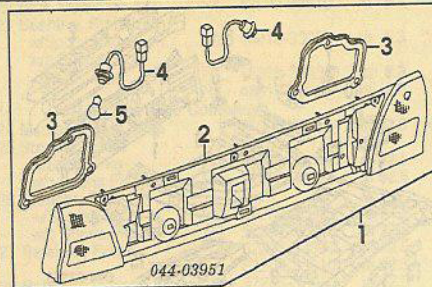
1 Lamp Assy			
	81670-33011	.5	344.85
2 Lens			
	81671-33011	.6	297.55
3 Gasket			
	R/L 81674-33050		5.12
4 Socket w/Wire			
	R/L 81675-33010		8.17
5 Cover, Lamp			
	R 81678-33050	4.12	
	L 81679-33050	4.12	
6 Bulb			
27W	R/L 00234-01156	.83	
27/8W	R/L 00234-01157	.38	
¶Included w/Lamp Assy			

BACK-UP LAMP COUPE, SEDAN 1995-96

R&L Lamp Assy4

Illustration Located in Next Column

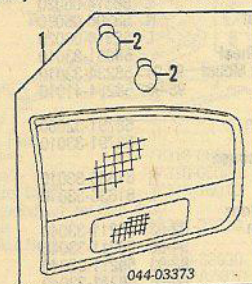
1 Lamp Assy			
	81670-06100	#.4	394.95
	USA Built		
	81670-33110	#.4	378.20
	Japan Built		



2 Lens			
USA Built	81671-06070	#.5	333.98
Japan Built	81671-33110	#.5	319.82
¶Includes R&R Lid Trim Panel			
3 Gasket (a)			
USA Built	R/L 81674-06050		8.30
Japan Built	R/L 81674-33110		7.72
(a) Included w/Lens			
4 Socket w/Wire			
USA Built	R/L 81675-06070		8.88
Japan Built	R/L 81675-33010		8.17
5 Bulb, Back-Up			
	R/L 00234-01156		.83
¶Included w/Lamp Assy			

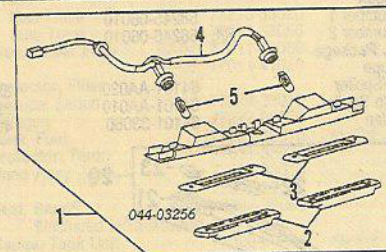
BACK-UP LAMP WAGON

R&L Lamp Assy R/L .4



1 Lamp Assy			
	R 81670-06040	.4	134.51
	L 81680-06020	.4	134.51
2 Bulb			
27W	R/L 00234-01156	.83	
27/8W	R/L 00234-01157	.38	
¶Included w/Lamp Assy			

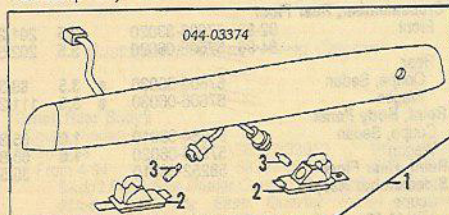
LICENSE LAMP COUPE, SEDAN



1 Lamp Assy			
USA Built	81270-17030	#.2	97.60
Japan Built	81270-33030	#.2	97.60
¶w/Bumper Cover Removed			
2 Lens			
	R/L 81271-17030	.2	7.33
3 Gasket			
	R/L 81272-17030		3.57
4 Socket w/Wire			
	R/L 81275-24030		12.23
5 Bulb			
	R/L 00234-00192		1.34
¶Included w/Lamp Assy			

LICENSE LAMP WAGON

R&L Lamp Assy3

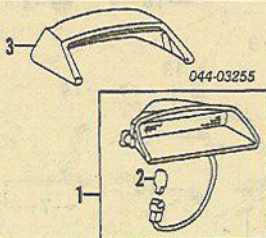


1 Lamp Assy			
	81270-33020-C1	.3	82.86
¶Black listed, Order by Application			

TOYOTA CAMRY 1992-96

2 Lens & Body (a)	R 81273-33020	11.55
	L 81274-33020	11.55
3 Bulb (a)	R/L 00234-00192	1.34
(a) Included w/Lamp Assy		

STOP LAMP HIGH MOUNT ON PACKAGE TRAY COUPE, SEDAN



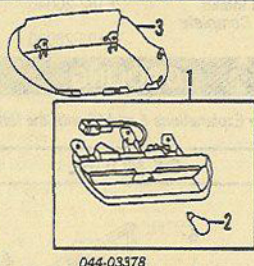
1 Lamp Assy	81570-33042-W3	.4	79.39
Blue listed, Order by Application			
2 Bulb (a)	90981-11039	3.29	
(a) Included w/Lamp Assy			
3 Cover, Lamp	81977-33020-W3	#.4	27.12
Blue listed, Order by Application			
#Included in R&R Lamp Assy			

STOP LAMP HIGH MOUNT ON SPOILER COUPE, SEDAN



1 Lamp Assy-See Luggage Lid Section

STOP LAMP HIGH MOUNT WAGON



1 Lamp Assy	81570-06050	.3	107.74
Mounted on Liftgate			
2 Bulb (a)	90981-11039	3.29	
(a) Included w/Lamp Assy			
3 Cover, Lamp	81977-06050-B0	28.10	
Gray listed, Order by Application			

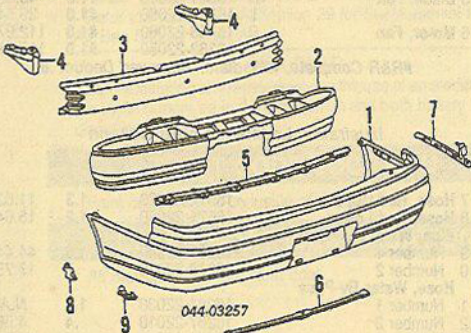
REAR BUMPER

Use Procedure Explanations 27 and 28 with the following text.

COUPE, SEDAN

Refinish Rear Cover	2.2
R&I Bumper Assy	1.2
O/H Bumper Assy (Includes R&I)	2.2

NOTE: All Parts in this section are included in overhaul unless noted otherwise.



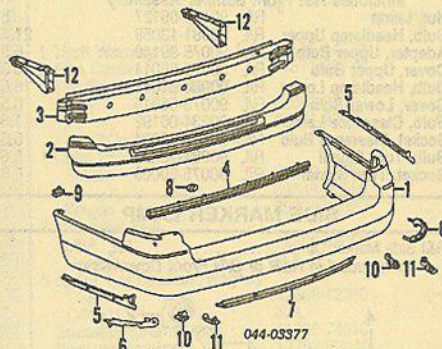
1 Cover, Rear (P)	52159-06900	2.2	229.70
(P) Paint to Match			
2 Absorber, Impact			
USA Built	52615-06010	IOH	70.23
Japan Built	52615-06010	IOH	70.23

3 Bar, Reinforcement	52023-06010	IOH	124.58
4 Arm, Bumper	R/L 52015-33010	IOH	57.56
5 Retainer, Upper	52561-33010		37.95
6 Retainer, Lower	52565-33010		19.43
7 Retainer, Side	R 52067-33020		30.44
	L 52068-33020		30.44
Brkt, Rear Cover			
8 Front	R 52185-33010		7.57
	L 52186-33010		7.57
9 Rear	R/L 52187-33010		7.57

WAGON

Refinish Rear Cover	2.0
R&I Bumper Assy	#3.2
O/H Bumper Assy (Includes R&I)	#3.7
#Includes R&R Luggage Compartment Trim Panels & Rear End Scuff Plate	

NOTE: All Parts in this section are included in overhaul unless noted otherwise.



1 Cover, Rear	52159-06901	#3.7	247.29
1992-94 (P)			
1995-96			
Black (P)	52159-06901	#3.7	247.29
Beige	52159-06020-E2	#3.7	442.78
Dark Blue	52159-06020-J3	#3.7	442.66
Magenta	52159-06020-D7	#3.7	442.78

(P) Paint to Match

#Includes R&R Luggage Compartment Trim Panels & Rear End Scuff Plate

2 Absorber, Impact	52615-06020	IOH	78.54
3 Bar, Reinforcement	52023-06020	IOH	201.72
Retainer, Cover			
4 Upper Center	52561-06020	IOH	31.83
5 Upper Side Front	R 52067-06020	IOH	44.57
	L 52068-06020	IOH	44.57
6 Upper Side Rear	R 52075-06010	IOH	23.61
	L 52076-06010	IOH	23.61
7 Lower	52565-06020	IOH	36.98
8 Spacer, Ctr Retainer (6)	90561-05009	IOH	1.06
9 Clip, Rear Cover	R/L 90467-05107	IOH	1.01
10 Brkt, Cover Front	R 52185-06020	IOH	9.49
	L 52186-06020	IOH	9.49
11 Brkt, Rear Cover	R/L 52187-06021	IOH	9.52
12 Arm, Bumper Mtg	R/L 52015-06020	IOH	57.92